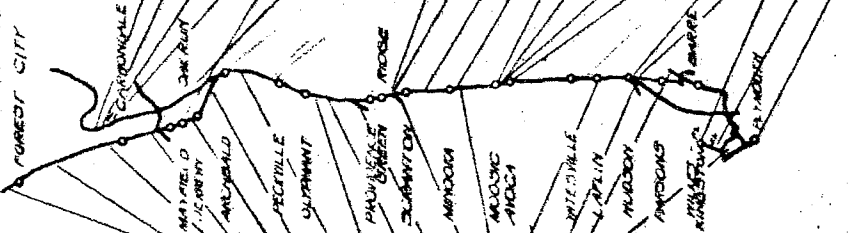


If you want to Exchange use series of Dec 16

K 38 wants his original

to handle 4 1/2 car 1930 length in cars? 70/

Mine Serving Time Marked From	Run At	Truck Capacity Br Yards Over Load	Daily Average Daily Order	HUDSON COAL CO. Operations		Daily Average Daily Order	Truck Capacity Br Yards Over Load	Daily Average Daily Order	Mine Serving Time Marked From	Run At	Truck Capacity Br Yards Over Load	Daily Average Daily Order	INDEPENDENT COMPANIES Operations	
				1201A	1201B								1201C	1201D
	1201A	20 20	8	10	Shiloh M.	10	20 20	8	10	1201A	23 24	8 01A	10	1201A
	1201A	52 38	17	20	Clifton M.B.	20	52 38	17	20	1201A	7 7	8 01A	7	1201A
	1201A	53 68	16	30	Coalbrook M.B.	30	53 68	16	30	1201A	3 3	8 01A	2	1201A
	1201A	52 68	106	122	Parish C.C.M.B.	122	52 68	106	122	1201A	5 5	8 01A	5	1201A
	1201A	34 61	70	80	Teruya M.	80	34 61	70	80	1201A	2 2	10 01A	2	1201A
	1201A	30 35	2	2	White Oak B.	2	30 35	2	2	1201A	2 2	10 01A	2	1201A
	1201A	55 30	57	65	Spring-Tree C.C.M.B.	65	55 30	57	65	1201A	3 3	10 01A	3	1201A
	1201A	52 71	13	100	Olyphant M.B.	100	52 71	13	100	1201A	20 20	10 01A	12	1201A
	1201A	56 25	76	80	Edinboro M.	80	56 25	76	80	1201A	20 20	9 15A	14	1201A
	1201A	125 118	161	175	Maryo C.C.M.B.	175	125 118	161	175	1201A	1 1	9 15A	1	1201A
	1201A	24 24	19	20	Dijkstra M.	20	24 24	19	20	1201A	32 60	10 1A	30	1201A
	1201A	45 40	13	15	Greenwood M.B.	15	45 40	13	15	1201A	20 30	8 01A	7.5	1201A
	1201A	36 36	64	72	Lafayette C.C.M.B.	72	36 36	64	72	1201A	1 1	12 15	1	1201A
	1201A	58 59	90	100	Pine Ridge M.B.	100	58 59	90	100	1201A	5 5	8 30A	4	1201A
	1201A	47 63	13	15	Baltimore M.B.	15	47 63	13	15	1201A	1 1	8 30A	1	1201A
	1201A	91 83	81	10	Lease M.B.	10	91 83	81	10	1201A	25 27	8 30A	3.5	1201A
											2	8 30A	1	
											2	8 30A	2	
											12 15	8 30A	0	
											14 35	8 30A	1.8	
											44 47	8 30A	1.0	
											45 10	8 30A	1.0	
											35 95	60 1A	1.5	

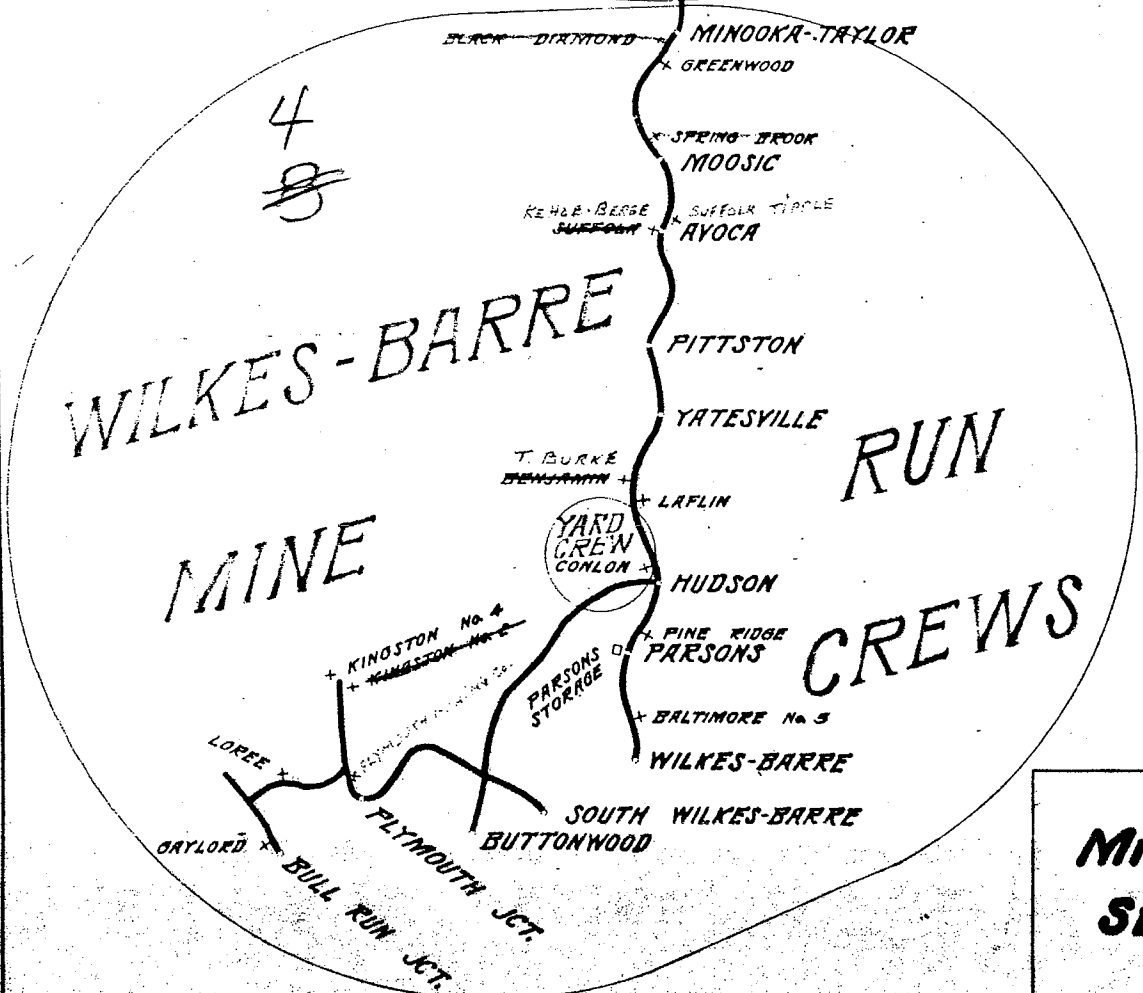
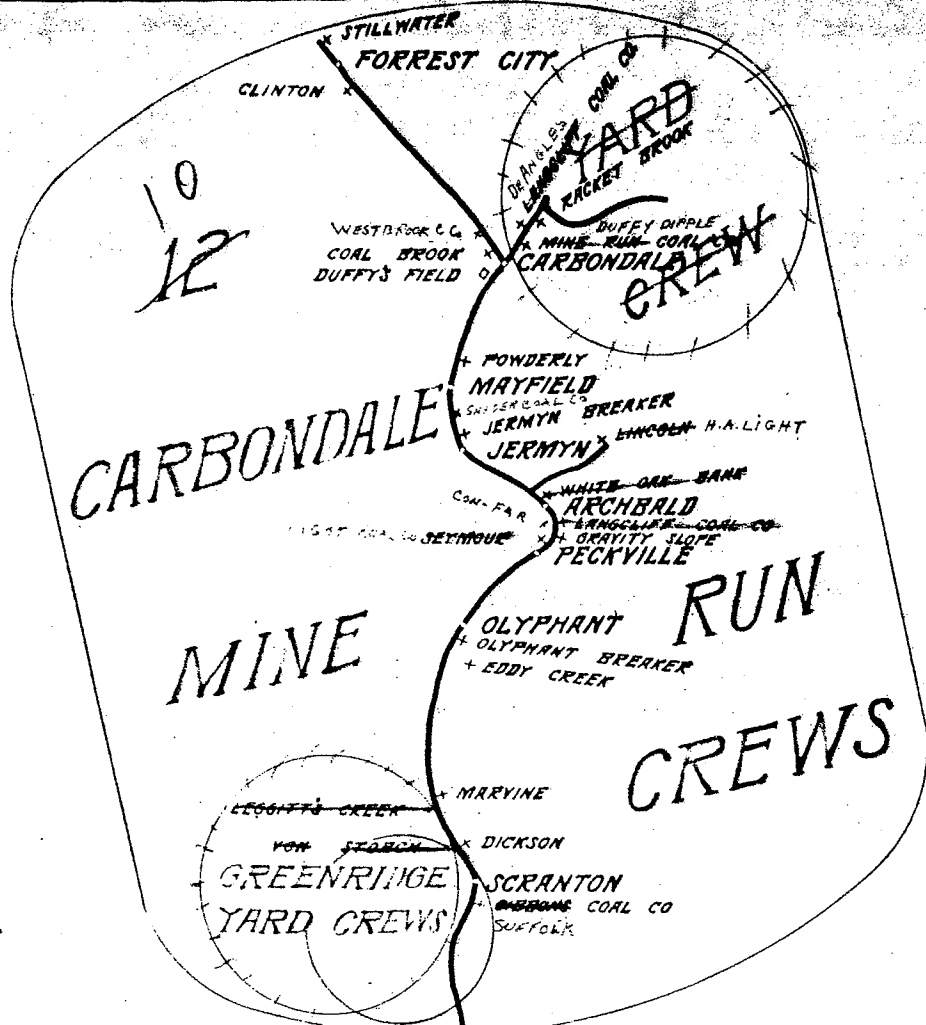


RECAPITULATION	PRODUCING COMPANY OPEN BOX TOTAL
M. Mine	928 41
B. Bank	25
W. Washery	206
W.M. Wagon Mine	
G.C. Chance Cleaner	1199 41
Grand Total	1200

NOTE: All operations worked days except occasionally when overtime necessary incidental to production. The above figures based on the daily average loading year 1929 representing the Coal Companies ability to produce incidental to all Cur Supply and favorable Mining - Market and Railroad Conditions. (Computation based on working days)

**CHART SHOWING MINE RUN SERVICE & ACTIVITIES PENNA. DIVISION**  
**HUDSON COAL AND INDEPENDENT OPERATIONS.**

Compiled by Director of Car Utilization. July 1, 1930

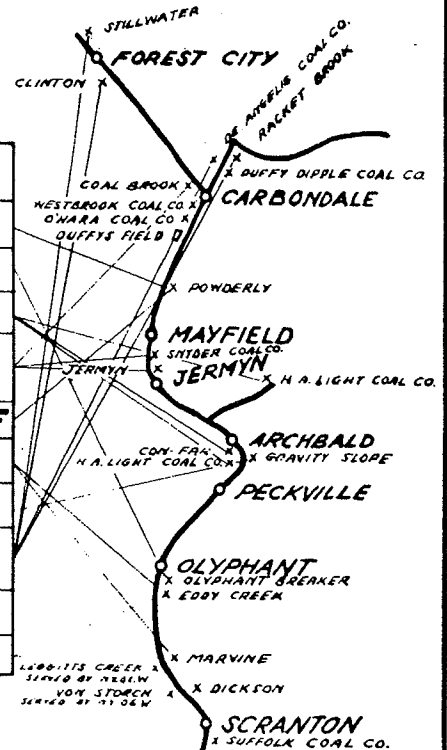


**MINE RUN  
SERVICE**

### CARBONDALE TERMINAL

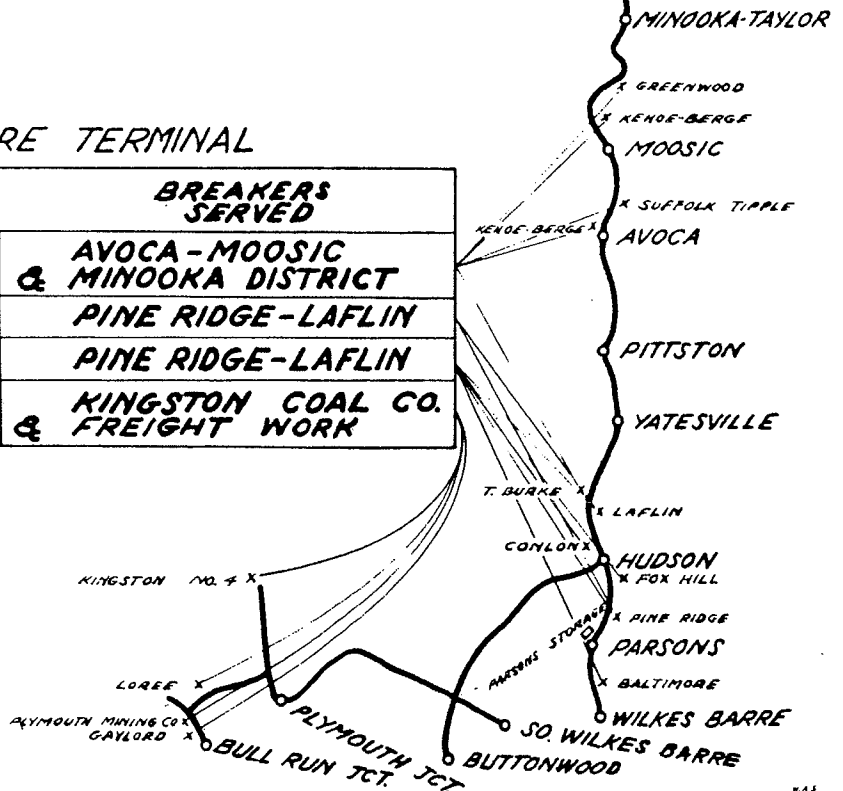
	TIME MARKED	CLASS ENG.	BREAKERS SERVED
NO. 1	7:15 AM	B-67	POWDERLY
NO. 2	6:45 AM	B-67	OLYPHANT
NO. 3	8:15 AM	E-48	ROUSTABOUT
NO. 4	10:01 AM	E-57	JERMYN TFR. & JERMYN STA.
NO. 5	1:30 PM	B-67	POWDERLY RELIEF
NO. 6	7:30 AM	B-67	MARVINE
NO. 7	9:01 AM	E-57	GRAVITY SLOPE
NO. 8	10:01 AM	E-48	CLINTON S-WATER R-BROOK
NO. 9	1:15 PM	B-67	OLYPHANT RELIEF
NO. 10	12:30 PM	B-67	MARVINE RELIEF

NOTE - WESTBROOK COAL CO., OHARA COAL CO., AND DUFFYS FIELD SERVED BY CARBONDALE YARD CREW. DICKSON AND SUFFOLK COAL CO. SERVED BY GREEN RIDGE YARD CREW.



### WILKES-BARRE TERMINAL

	TIME MARKED	CLASS ENG.	BREAKERS SERVED
NO. 1	8:01 AM	E-48	AVOCA-MOOSIC & MINOOKA DISTRICT
NO. 4	7:30 AM	E-48	PINE RIDGE-LAFLIN
NO. 5	11:01 AM	E-48	PINE RIDGE-LAFLIN
NO. 3	6:15 AM	E-48	KINGSTON COAL CO. & FREIGHT WORK



MINE RUN SERVICE  
PENNSYLVANIA DIVISION

JAN. 1st. 1934

