

Commonwealth of Pennsylvania
Department of Mines



Anthracite Division
Annual Report

1948

Harrisburg, Pennsylvania

Library
California State College
California Pennsylvania 15419

Richard Maize
Secretary of Mines

Joseph J. Walsh
Deputy Secretary of Mines

W. Garfield Thomas
Deputy Secy. Bituminous Div.

PSK
146.1
948
pt. 1

Department of Mines

April 1, 1949

To His Excellency, James H. Duff, Governor of Pennsylvania

Sirs:

In compliance with the Act of April 14, 1903, I submit herewith the report of the Department of Mines for the year ending December 31, 1948, covering in detail the operations in the Anthracite Region of Pennsylvania.

Respectfully submitted,



Richard Maize,
Secretary of Mines.

6-91

236694

Production, How Shipped, Average Days Worked, Number of Employees, Explosives, Fatal Accidents, Man-days
By Inspection District - 1948

Dist- rict	Production - net tons				Total production	Pounds black powder used	Pounds dynamite used	Pounds permiss- ible ex- plosives used	Average days worked	Empl- oyes	Fatal acci- dents	Man-days
	Shipped to market		Sold to local trade	Used at colliery for steam and heat								
	By railroad	By truck										
1	2,205,947	40,837	277,201	193,103	2,717,088	914,750	583,642	869,130	262	3729	7	975,744
2	1,759,392	79,030	295,857	82,635	2,216,914	594,600	286,692	1,122,600	276	2685	6	740,847
3	1,832,982	84,765	277,414	37,155	2,232,316	14,450	138,325	1,362,459	288	3257	5	937,198
5	1,453,209	84,128	243,891	68,485	1,849,713	144,850	231,714	957,520	295	3031	2	894,546
6	1,159,258	271,685	192,419	5,527	1,628,889	-	142,870	695,480	268	1872	5	501,928
7	1,249,016	4,620	50,478	107,807	1,411,921	444,373	172,675	611,240	275	2445	5	671,833
8	1,605,413	-	255,980	104,744	1,966,137	-	88,413	1,468,634	306	3348	4	1,024,205
9	1,337,582	106,876	230,759	108,883	1,784,100	-	335,275	1,098,350	281	3384	5	951,276
10	1,322,076	95,424	98,872	80,094	1,596,466	563,675	396,366	475,377	280	2443	5	684,625
11	1,660,009	57,904	184,695	133,746	2,036,354	86,175	1,075,557	775,450	279	3289	11	918,516
12	1,991,685	26,271	281,969	168,195	2,468,120	127,100	505,675	1,150,925	282	4325	7	1,218,843
13	2,012,670	15	309,214	190,816	2,512,715	-	1,187,935	1,307,375	265	4326	4	1,146,494
14	2,129,847	145,753	182,498	157,532	2,615,630	-	573,860	1,680,185	299	4031	9	1,207,143
15	1,381,777	220,531	133,154	17,679	1,753,141	-	1,937,854	482,250	273	2106	4	575,588
16	1,272,535	170,818	56,962	49,361	1,549,676	-	1,443,080	150,200	255	2102	6	536,640
17	2,513,228	402,299	110,022	44,280	3,069,829	-	5,913,636	517,525	293	4154	4	1,217,469
18	2,407,578	207,168	59,019	121,601	2,795,366	-	2,487,825	609,727	274	4660	5	1,274,838
19	2,770,413	956,516	186,380	18,158	3,931,467	-	6,047,865	535,071	241	3707	9	894,253
20	2,409,878	247,368	177,190	62,555	2,896,991	-	4,215,938	637,755	248	3451	6	854,497
21	1,301,733	301,205	35,488	2,532	1,640,958	-	1,102,760	426,810	226	1921	1	434,591
22	3,107,016	214,393	64,371	72,779	3,458,559	-	4,570,388	794,075	240	4277	5	1,027,283
23	2,092,730	311,015	119,002	29,902	2,552,649	-	2,369,815	549,940	233	3774	4	880,847
24	3,211,821	643,328	205,686	7,533	4,068,368	-	3,972,005	414,178	293	2628	1	771,078
25	633,417	288,604	28,508	6,830	957,359	-	489,099	182,300	227	1296	4	294,992
26	2,147,600	104,431	37,790	43,446	2,333,267	-	1,454,495	516,375	228	2570	6	586,474
27	769,773	246,149	34,257	14,638	1,064,817	-	294,729	313,710	198	1579	1	312,316
	47,738,585	5,311,133	4,129,076	1,930,016	59,108,810		42,018,488	19,704,641	268	80390	131	21,534,064

Compiled, typed: Ber

Anthracite Production (Deep Mined, Stripping and Bank) & Employees, By County

Year 1948

County	Mine	Stripping	Bank	Total production	Employees
Carbon	1,729,939	816,317	255,637	2,801,893	4,637
Columbia	887,666	589,501	202,328	1,679,495	1,963
Dauphin	6,552	-	3,702	10,254	61
Lackawanna	7,160,880	952,321	497,680	8,610,881	12,222
Luzerne	17,695,687	2,921,710	974,449	21,591,846	34,282
Northumberland	2,989,012	2,107,469	1,840,859	6,937,340	6,521
Schuylkill	8,354,319	6,065,688	2,855,537	17,275,544	20,523
Sullivan	63,230	-	-	63,230	140
Susquehanna	-	32,831	105,496	138,327	41
Wayne	-	-	-	-	-
	38,887,285	13,485,837	6,735,688	59,108,810	80,390

Compiled, typed: Ber

Total Production of Coal, Production from Strippings & Washeries, Employees, Fatalities, Etc.

1870 - 1948

Table with columns: Year, Total production (net tons), Washery production (net tons)*, Stripping production (net tons)*, Employees, Fatalities, Production per million tons, Fatalities per million tons, Number of inspectors. Data spans from 1870 to 1924.

Total Production of Coal, Production from Strippings & Washeries, Employees, Fatalities, Etc. (Contd)

1870 - 1948

Table with columns: Year, Total production (net tons), Washery production (net tons)*, Stripping production (net tons)*, Employees, Fatalities, Production per million tons, Fatalities per million tons, Number of inspectors. Data spans from 1925 to 1948.

*Included in total production
#No accurate record previous to 1870
\$No accurate record previous to 1894
%No accurate record previous to 1932

Bar

1948 employment lower than at any time since 1881, except for 3 war years of 1943, 1944, 1945

COMMONWEALTH OF PENNSYLVANIA
DEPARTMENT OF MINES

Anthracite Division

Year 1948

Tons of Coal Mined, Days Worked, Persons Employed, Killed & Injured, Explosives

FIRST DISTRICT

Operators & Collieries	County	Production - net tons				Total production	Pounds black powder used	Pounds dynamite used	Pounds permissible explosives used	Days worked	Empl- oyes	Non-fatal accidents	
		Shipped to market		Sold to local trade	Used at colliery for steam and heat							Fatal acci- dents	ability 60 days or more
		By railroad	By truck										
J. F. Munley, Inspector 166 Spruce St., Archbald, Pa.													
A. & F. Coal Co. Mine	Lacka.	2,100	8,300	-	-	10,400(a)	1,350	3,850	15,575	281	20	-	-
Alberigi Coal Co. Mine	"	3,952	-	-	-	3,952(b)	-	150	1,800	261	8	-	-
Annamay Coal Co. Stripping (c)	"	247	246	-	-	493(d)	-	358	-	46	10	-	-
Elasti Coal Co. Mine	"	11,040	-	-	-	11,040(b)	-	-	1,375	278	20	-	-
Burke Stripping Co. Stripping	"	60,095	-	-	-	60,095(b)	-	162,231	-	303	29	-	-
C. B. & M. Coal Co. Stripping (f)	"	5,977	-	-	-	5,977 (e)	-	-	-	41	9	-	-
C. & S. Coal Co. Mine (g)	"	-	1,203	-	-	1,203(h)	-	-	1,200	76	9	-	-
DeAngelis Coal Co. Bolands (B)	"	222,629	-	16,812	300	239,741(i)	-	7,150	31,175	291	237	-	5
Deweese Bros. Stripping	"	33,429	-	-	-	33,429(b)	-	39,000	-	298	20	-	-
Dwocznyk Coal Co. Mine	"	18,767	-	-	-	18,767(b)	27,375	25	4,200	292	22	-	-
Eddie & Joe Coal Co. Mine	"	30,647	-	-	-	30,647(j)	6,725	3,700	51,950	231	37	-	-
F. & W. Coal Co. Mine	"	888	3,555	-	-	4,443(d)	-	-	-	258	7	-	-
Gateway Coal Co. Forest City (B) (W)	Susque.	135,380	2,802	-	145	138,327(k)	-	-	-	275	41	-	-
Gianforco Coal Co. Mine	Lacka.	26,747	-	-	-	26,747(b)	-	-	-	275	35	-	3

FIRST DISTRICT, CONTINUED

Operators & collieries	County	Production - net tons				Total production	Pounds black powder used	Pounds dynamite used	Pounds permissible explosives used	Days worked	Empl- oyes	Non-fatal accidents	
		Shipped to market		Sold to local trade	Used at colliery for steam and heat							Fatal acci- dents	ability 60 days or more
		By railroad	By truck										
Gildea Coal Co. Mine	Lacka.	24,480	-	-	-	24,480(b)	-	-	-	294	39	-	1
Gillen Coal Co. Mine	"	43,440	-	-	-	43,440(b)	-	-	-	287	55	-	-
Giombetti Coal Co. Racket Brook (B)	"	25,388	1,402	501	578	27,869(l)	15,950	5,075	17,450	99	124	1	3
Gillett Coal Co. Mine (m)	"	1,200	-	-	-	1,200(b)	-	-	400	90	6	-	-
Hudson Coal Co. Coal Brook	"	210,956	-	56,296	-	267,252(b)	84,200	18,485	112,195	286	382	1	8
Gravity Slope	"	84,465	-	22,550	-	107,015(b)	-	-	62,397	292	159	-	1
Olyphant (B)	"	673,176	-	38,700	189,676	901,552	685,175	27,867	174,488	291	1256	3	16
Powderly (B)	"	15,280	-	-	-	15,280	-	-	-	292	107	-	-
Total for Co.		983,877	-	117,546	189,676	1,291,099	769,375	46,352	349,080	1904	4	25	
John Booth, Inc. Stripping	"	120,004	-	-	-	120,004(b)	-	223,195	-	294	75	-	-
Mazzoni Coal Co. Mine	"	16,367	-	-	-	16,367(b)	-	5,650	1,550	261	26	-	-
M. & M. Coal Co. Mine	"	4,173	-	-	-	4,173(b)	-	375	2,275	282	6	-	-
Moosic Mountain Coal Co. Stripping	"	7,456	475	-	-	7,931(m)	625	3,400	-	88	7	-	-
Motley Coal Co. Erie (B)	"	42,268	-	32,873	266	75,407(n)	34,875	10,955	36,000	256	85	-	-
North Penn Coal Co. Breaker (B)	"	-	-	-	-	-	-	-	-	29	8	-	-
Northwest Coal Co. Raymond (B)	"	227,288	-	102,300	710	330,298(o)	5,975	34,525	230,450	263	515	2	9
Penbrook Coal Co. Breaker (p) (B)	"	-	-	-	-	-	-	-	-	155	9	-	-
Pioneer City Coal Co. Racket Brook (B) (q)	"	30,686	1,056	685	429	32,856(r)	13,800	4,950	21,100	99	123	-	2
Floskonka Coal Co. Mine	"	35,628	-	-	-	35,628(b)	29,200	14,600	36,500	292	39	-	1
Sacco Coal Co. Mine	"	3,686	3,685	-	-	7,371(s)	-	2,000	17,000	247	16	-	-
Salvaggio Coal Co. Mine	"	2,127	2,127	-	-	4,254(d)	-	1,775	10,125	235	11	-	-

FIRST DISTRICT, CONTINUED

Operators & collieries	County	Production - net tons					Total production	Pounds black powder used	Pounds dynamite used	Pounds permissible explosives used	Days worked	Empl- eyes	Fatal acci- dents	Non-fatal dis- ability 60 days or more
		Shipped to market		Sold to	Used at	Total								
		By railroad	By truck	local trade	colliery for steam and heat									
Scott Coal Co. Mine	Lacka.	891	-	-	-	891(j)	-	-	500	53	6	-	-	
Simpson Coal Co. Northwest (B)	"	6,925	15,986	4,610	675	28,196(t)	-	10,600	18,700	282	65	-	-	
Slenska Bros. Stripping (u)	"	2,316	-	-	-	2,316(v)	-	-	1,500	38	6	-	-	
Surace Coal Co. Surace (g) (B)	"	521	-	668	60	1,249(w)	-	-	-	45	10	-	-	
Talerico Coal Co. Stripping	"	39,626	-	-	-	39,626(b)	-	2,176	-	292	30	-	-	
Waddell Coal Co. Waddell (B) (W)	"	35,702	-	1,206	264	37,172(x)	9,800	1,550	19,225	276	60	-	1	
Total for district		2,205,947	40,837	277,201	193,103	2,717,088	914,750	583,642	869,130	3729	7	50		

- (B) Breaker
- (W) Washery
- (a) Coal prepared at Penbrook breaker
- (b) " " Powderly " of Hudson Coal Co.
- (c) Discontinued operation in February
- (d) Coal prepared at Ace breaker, 2nd district
- (e) " " North Penn breaker
- (f) Discontinued operation in September
- (g) " " in March
- (h) Coal prepared at Surace breaker
- (i) Includes 130,956 tons stripping and 3,188 tons bank coal
- (j) Coal prepared at Erie breaker, Motley Coal Co.
- (k) Includes 32,831 tons stripping and 105,496 tons bank coal. The stripping coal was prepared at Powderly breaker, Hudson C.Co.
- (l) Includes 11,147 tons stripping coal
- (m) Coal prepared at Moosic Mtn. breaker, 2nd district
- (n) Includes 20,496 tons stripping and 18,600 tons bank coal.
- (o) " 43,616 " " coal
- (p) Formerly operated by Paramount Coal Co.
- (q) Operated by Giombetti Coal Co. to May 31
- (r) Includes 13,142 tons stripping coal.
- (s) Coal prepared at Pompey breaker, 2nd district
- (t) Includes 13,463 tons stripping coal
- (u) Discontinued operation in October
- (v) Coal prepared at Bolands breaker, DeAngelis Coal Co.
- (w) Stripping coal
- (x) Includes 3,725 tons stripping and 4,997 tons bank coal.

37 Operators in district
 40 Operations " " (Mines, Strippings, Banks, Breakers)
 26 Mines

Deep mined coal - 2,044,311 tons
 Stripping " - 540,496 "
 Bank " - 132,281 "

SECOND DISTRICT

Operators & collieries	County	Production - net tons					Total production	Pounds black powder used	Pounds dynamite used	Pounds permissible explosives used	Days worked	Empl- eyes	Fatal acci- dents	Non-fatal dis- ability 60 days or more
		Shipped to market		Sold to	Used at	Total								
		By railroad	By truck	local trade	colliery for steam and heat									
T. L. Wackley, Inspector 1801 N. Washington Ave., Scranton														
Ace Coal Co. Ace (B)	Lacka.	11,780	4,674	1,919	325	18,698	5,150	6,800	2,750	271	57	-	-	
Albanese Coal Co. Mine	"	8,147	473	1,520	-	10,140(a)	550	575	5,725	274	15	-	-	
A. F. & L. Coal Co. Mine	"	3,158	238	-	-	3,396(a)	-	525	2,000	254	6	-	1	
A. & R. Coal Co. Mine	"	13,771	1,037	-	-	14,808(a)	100	-	17,500	275	13	-	-	
Beggin Coal Co. Mine	"	2,952	521	-	-	3,473(b)	-	150	4,400	265	6	-	-	
Blue Flame Coal Co. Mine	"	10,251	2,563	-	-	12,814(c)	-	475	7,250	280	18	-	-	
Burke, McGrath, Inc. Stripping (d)	"	6,245	1,561	-	-	7,806(c)	-	5,800	-	114	9	-	-	
Burke, Timothy, Inc. Stripping	"	11,461	-	9,378	-	20,839(e)	-	700	-	248	12	-	-	
Butler Stripping Co. Stripping	"	5,173	2,217	-	-	7,390(c)	-	-	-	127	7	-	-	
C. B. & M. Coal Co. Stripping	"	7,190	4,222	-	-	11,412(f)	-	27,850	750	162	11	-	-	
C. & F. Coal Co. Mine	"	6,584	496	-	-	7,080(a)	-	1,525	6,925	249	9	-	-	
Consagra Coal Co. Mine	"	7,300	2,019	-288	-	9,607(f)	-	900	5,800	193	30	-	-	
Costanzo Coal Co. Mine	"	5,127	905	-	-	6,032(b)	-	75	4,175	263	11	-	-	
Fabri Coal Co. Mine	"	10,581	796	-	-	11,377(a)	525	2,375	15,925	271	13	-	-	
Falls Mining Co. Mine (g)	"	1,564	118	-	-	1,682(a)	-	50	475	117	7	-	-	
Gasparini Stripping Co. Stripping	"	16,965	4,241	-	-	21,206(c)	-	14,300	-	271	13	-	-	
G. M. A. Coal Co. Mine	"	9,882	744	-	-	10,626(a)	-	-	5,150	260	14	-	1	
Gravine Coal Co. Mine	"	18,514	5,289	2,645	-	26,448(c)	-	3,025	41,250	288	29	-	3	
G. & S. Coal Co. Mine	"	14,387	1,083	-	-	15,470(a)	-	75	16,500	260	15	-	-	

SECOND DISTRICT, CONTINUED

Operators & Collieries	County	Production - net tons					Total production	Pounds black powder used	Pounds dynamite used	Pounds permissible explosives used	Days worked	Empl- oves	Fatal acci- dents	Non-fatal accidents dis- ability 60 days or more
		Shipped to market		Sold to local trade	Used at colliery for steam and heat	Total								
		By railroad	By truck											
Guiducci Coal Co. Mine	Lacka.	15,196	6,521	1,822	-	23,539(h)	875	8,050	17,350	262	26	-	1	
Hudson Coal Co. Eddy Creek (B)	"	784,287	-	95,645	76,516	956,448	511,925	29,422	279,375	290	1154	1	27	
Lemencelli Coal Co. Mine	"	3,020	400	-	-	3,420(i)	1,150	250	3,250	114	7	-	-	
McConnell Stripping Co. Stripping	"	12,634	2,986	-	-	15,620(e)	-	2,250	-	191	11	-	-	
Mid Valley Anth. C. Co. Breaker (B) (j)	"	-	-	-	-	-	-	-	-	261	32	-	-	
Stripping	"	1,901	336	-	-	2,237	-	500	3,000	54	10	-	-	
Total for Co.		1,901	336	-	-	2,237	-	500	3,000		42	-	-	
Moosic Mountain Coal Co. Breaker (B)	"	-	-	-	-	-	-	-	-	174	28	-	-	
Stripping	"	2,720	205	-	-	2,925	-	3,400	-	44	5	-	-	
Total for Co.		2,720	205	-	-	2,925	-	3,400	-		33	-	-	
Nay Aug Coal Co. Breaker (B)	"	154,464	-	-	-	154,464(k)	-	-	-	205	8	-	-	
Nayduck Coal Co. Mine (l)	"	2,200	-	116	-	2,316 (m)	-	100	950	95	9	-	-	
Nerve Coal Co. Bank (n)	"	1,863	-	-	-	1,863	-	-	-	68	17	-	-	
Ondrick Coal Co. Mine	"	3,611	237	-	-	3,848(b)	-	175	1,350	241	9	-	-	
Pagnotti Coal Co. Bank (l)	"	3,993	-	998	-	4,991(o)	-	-	-	25	8	-	-	
Pennsylvania Coal Co. Underwood (B)	"	234,950	-	151,791	5,625	392,366(p)	-	6,250	335,250	293	607	5	10	
Perry Construction Co. Stripping	"	108,298	3,722	1,288	-	113,308(q)	-	77,930	-	294	25	-	-	
Pompey Coal Co. Pompey (B)	"	102,706	10,839	16,257	169	129,971	56,525	54,415	174,675	291	230	-	3	
Red Creek Mining Co. Mine	"	12,771	961	-	-	13,732(a)	-	650	8,775	274	15	-	-	
Sobleskie Coal Co. Mine	"	7,406	-	6,059	-	13,465(r)	-	5,350	25,900	290	15	-	1	

SECOND DISTRICT, CONTINUED

Operators & Collieries	County	Production - net tons					Total production	Pounds black powder used	Pounds dynamite used	Pounds permissible explosives used	Days worked	Empl- oves	Fatal acci- dents	Non-fatal accidents dis- ability 60 days or more
		Shipped to market		Sold to local trade	Used at colliery for steam and heat	Total								
		By railroad	By truck											
Swoyer Coal Co. Mine	Lacka.	11,082	834	-	-	11,916(a)	-	100	12,875	245	19	-	-	
Sweeney Bros. Coal Co. Stripping	"	8,040	3,446	-	-	11,486(b)	-	20,050	-	268	10	-	-	
Touch Coal Co. Mine	"	2,876	508	-	-	3,384(b)	-	225	3,250	255	9	-	-	
V. & L. Coal Co. Mine	"	5,887	1,039	-	-	6,926(b)	-	200	7,750	286	11	-	-	
Village Slope Coal Co. Mine	"	104,222	12,261	6,131	-	122,614(b)	17,800	12,000	112,000	261	116	-	3	
Vispi Coal Co. Mine	"	4,233	1,538	-	-	5,771(b)(i)	-	175	275	234	9	-	-	
Total for district		1,759,392	79,030	295,857	82,635	2,216,914	594,600	286,692	1,122,600		2685	6	50	

- (i) Coal prepared at Moosic Mountain & Ace breakers (j) Formerly operated by Consagra C. Co.
- (B) Breaker (k) All bank coal
- (a) Coal prepared at Moosic Mountain breaker (l) Discontinued operation in July
- (b) " " Mid Valley " (m) Coal prepared at Bolands breaker, DeAngelis Coal Co., 1st district
- (c) " " Pompey " (n) Discontinued operation in June
- (d) Discontinued operation in May (o) Coal prepared at No. 9 breaker, 6th district
- (e) Coal prepared at Ace " (p) Includes 44,017 tons silt, prepared at Adelpia breaker, 6th "
- (f) Discontinued operation in September. Includes 3,570 tons stripping (q) " 6,721 tons bank coal. Coal prepared at Bolands breaker
- (g) " " in May (r) Coal prepared at Underwood breaker
- (h) Coal prepared at Penbrook breaker, 1st district
- 41 Operators in district
- 43 Operations " " (Mines, Strippings, Banks, Breakers)
- 27 Mines " "

Deep mined coal - 1,793,780 tons
 Stripping " - 211,078 "
 Bank " - 212,056 "

W. G. Ward, Inspector
119 First St. (Blakely)
Olyphant, Pa.

THIRD DISTRICT

Operators & collieries	County	Production - net tons					Pounds black powder used	Pounds dynamite used	Pounds permiss- ible ex- plosives used	Days worked	Empl- oyes	Fatal acci- dents	Non-fatal dis- ability 60 days or more
		Shipped to market		Used at		Total							
		By railroad	By truck	to local trade	colliery for steam and heat								
BelleVue Coal Co.													
Breaker (B)	Lacka.	113,617	-	-	-	113,617(a)	-	-	284	32	-	-	
B. & M. Construction Co.	"	34,893	-	-	-	34,893(b)	-	-	26	20	-	-	
Bank	"												
C. & C. Coal Co.	(d)	2,761	-	386	10	3,157(c)	-	3,090	53	13	-	-	
Mine	"												
Cimini Coal Co.	"	14,092	-	2,111	53	16,256(c)	-	180	188	24	-	-	
Mine	"												
Colmac Coal Co.													
Bank (B) (e)	"	9,723	-	-	-	9,723	-	-	102	21	-	-	
DeAngelis Coal Co.													
Stripping	"	9,943	-	-	-	9,943(f)	-	2,225	115	16	-	-	
Denchy Coal Co.													
Mine	"	7,871	-	-	-	7,871(g)	1,000	375	283	7	-	-	
Gasparini Excavating Co.													
Stripping	"	48,439	12,110	-	-	60,549(h)	-	5,600	315	33	-	-	
Glen Alden Coal Co.													
Baker (B)	"	209,694	52,859	86,794	24,958	374,305	12,000	19,850	288	965	1	17	
Keysar Valley Coal Co.													
Mine	"	18,100	-	-	-	18,100(i)	-	950	282	26	-	-	
Mascelli Coal Co.													
Mine	"	17,654	-	-	-	17,654(g)	-	50	286	18	-	-	
Minichello Coal Co.													
Breaker (B)	"	-	-	-	-	- (j)	-	-	29	20	-	-	
Moffat Coal Co. Interests													
Cayuga Slope	"	182,303	-	12,647	6,853	201,803(k)	-	7,275	288	214	1	5	
Diamond	"	-	-	-	-	-	-	150	118	15	-	-	
Rockwell Slope	"	114,951	-	11,652	2,234	128,837(c)	-	1,650	288	126	1	1	
Storrs	"	812,617	-	113,694	2,818	929,129(c)	825	64,375	288	1095	1	13	
" Stripping	"	29,294	-	4,098	102	33,494(c)	-	4,675	294	20	-	-	
West Mtn. Slope (l)	"	8,546	-	1,055	27	9,628(c)	-	70	100	40	-	-	
Total for Co.		1,147,711	-	143,146	12,034	1,302,891	825	78,045	913,495	1511	3	19	
May Aug Coal Co.													
Breaker (B)	"	13,562	-	-	-	13,562(a)	-	-	268	22	-	-	

THIRD DISTRICT, CONTINUED

Operators & collieries	County	Production - net tons					Pounds black powder used	Pounds dynamite used	Pounds permiss- ible ex- plosives used	Days worked	Empl- oyes	Fatal acci- dents	Non-fatal dis- ability 60 days or more
		Shipped to market		Used at		Total							
		By railroad	By truck	to local trade	colliery for steam and heat								
Northwest Coal Co.													
Cepouse	Lacka.	65,110	-	40,814	62	105,986(m)	-	14,250	263	313	1	10	
Stripping	"	12,282	-	4,163	13	16,458(m)	-	500	239	21	-	-	
Total for Co.		77,392	-	44,977	75	122,444	-	14,750	502	334	1	10	
Panzitta Coal Co.													
Mine (n)	"	1,570	277	-	-	1,847(o)	-	950	37	28	-	-	
Rhonda Coal Co.													
Breaker (B)	"	40,826	-	-	-	40,826(a)	-	-	227	21	-	-	
Snyder Coal Co.													
Mine	"	12,939	10,561	-	25	23,525(p)	-	1,200	260	25	-	-	
Supreme Anthracite Co.													
Breaker (B)	"	1,431	-	-	-	1,431 (q)(a)	-	-	150	17	-	-	
Throop Mining Co.													
Mine	"	11,256	1,986	-	-	13,242(o)	625	2,150	288	31	-	1	
Turnpike Coal Co.													
Mine	"	26,963	4,758	-	-	31,721(p)	-	12,000	277	63	-	1	
Stripping	"	12,545	2,214	-	-	14,759(p)	-	-	191	10	-	-	
Total for Co.		39,508	6,972	-	-	46,480	-	12,000	468	73	-	1	
Total for district		1,832,982	84,765	277,414	37,155	2,232,316	14,450	138,325	1,362,459	3257	5	48	

- (a) Bank coal
- (b) Coal shipped to France, unprepared
- (c) Coal prepared at Moffat breaker, 5th district
- (d) Discontinued operation in March
- (e) " " " June
- (f) Coal prepared at Powderly breaker, Hudson Coal Co., 1st district
- (g) " " Olyphant " " " 1st "
- (h) " " Pompey " " " 2nd "

- (i) Coal prepared at Supreme, and Waddell, 1st district
- (j) Operated to October by Supreme Anthracite Co.
- (k) Coal prepared at Baker, and Moffat, 5th district
- (l) Discontinued operation in April
- (m) Coal prepared at Raymond breaker, Northwest C. Co., 1st district
- (n) Formerly operated by Throop Mining Co.
- (o) Coal prepared at Mid Valley breaker, 2nd district
- (p) " " Underwood " 2nd "
- (q) Operated by Minichello Coal Co. from October to December

21 Operators in district
28 Operations " (Mines, Strippings, Banks, Breakers)
16 Mines

Deep mined coal - 1,883,061 tons
Stripping " - 135,203 "
Bank " - 214,052 "

FIFTH DISTRICT

Operators & collieries	County	Production - net tons					Pounds black powder used	Pounds dynamite used	Pounds permissible explosives used	Days worked	Empl- oyes	Fatal acci- dents	Non-fatal accidents dis- ability 60 days or more
		Shipped to market		Sold to local trade	Used at colliery for steam and heat	Total production							
		By railroad	By truck										
T. D. Rees, Inspector R. D. 1, Box 54 Scranton, Pa.													
Cassidy & Guillorn Morgan (B)	Lacka.	36,950	-	9,948	474	47,372(a)	-	13,025	62,650	280	107	-	2
Gimini Coal Co. Mine (b)	"	493	-	69	2	564(b)(c)	-	-	300	31	9	-	-
Florine Coal Co. Mine	"	44,935	-	12,098	576	57,609(d)	-	975	51,575	280	74	-	1
Joseph Futch & Sons Stripping (b)	"	1,213	-	326	15	1,554(e)	-	-	-	23	6	-	-
G. & M. Coal Co. Parkside (B) Bank	"	-	-	-	-	-	-	-	-	204	19	-	-
		949	145	97	24	1,215	-	-	-	35	4	-	-
Total for Co.		949	145	97	24	1,215	-	-	-	23	-	-	-
Greenwood Mining Co. Mine	"	40,175	-	-	-	40,175(f)	-	6,150	81,000	287	66	-	-
Hudson Coal Co. Marvine (B)	"	161,155	-	183,686	14,171	359,012	12,975	19,650	194,600	293	674	-	6
Jr. Coray Coal Co. Mine	"	7,253	-	1,953	93	9,299(d)	-	-	6,350	235	17	-	1
Kehoe-Berge Coal Co. William A. (B)	Luzerne	66,157	22,842	5,560	530	95,089	-	10,245	54,280	274	266	1	5
No. 10 Tunnel	"	55,670	19,221	4,679	446	80,016(g)	-	6,125	62,100	277	190	-	4
Stevens & #11	"	57,802	19,958	4,858	463	83,081(g)	-	11,875	88,250	277	130	-	2
Broadwell	Lacka.	30,021	10,365	2,523	241	43,150(g)	-	-	42,450	277	67	-	-
" Stripping	"	1,661	574	140	13	2,388(g)	-	3,800	-	43	7	-	-
Mosca Drift	Luzerne	20,930	7,227	1,759	167	30,083(g)	-	21,000	-	282	34	-	1
Hunter Stripping	"	4,520	1,561	380	36	6,497(g)	-	6,919	1,000	263	10	-	-
Total for Co.		236,761	81,748	19,899	1,896	340,304	-	59,964	248,080	704	704	1	12
Lackawanna Mining & Construction Co. M. & D. Bank	Lacka.	33,152	-	-	-	33,152(h)	-	-	-	153	12	-	-
Coray Stripping	"	7,877	70	483	23	8,453(i)	-	600	-	113	11	-	-
Sibley	"	5,650	-	1,521	71	7,242(d)	-	1,500	-	39	15	-	-
Total for Co.		46,679	70	2,004	94	48,847	-	2,100	-	38	-	-	-
Lockett Coal Co. Mine	"	6,832	-	1,840	88	8,760(d)	-	825	6,125	262	15	-	-

FIFTH DISTRICT, CONTINUED

Operators & collieries	County	Production - net tons					Pounds black powder used	Pounds dynamite used	Pounds permissible explosives used	Days worked	Empl- oyes	Fatal acci- dents	Non-fatal accidents dis- ability 60 days or more
		Shipped to market		Sold to local trade	Used at colliery for steam and heat	Total production							
		By railroad	By truck										
Minichello, L. J.													
Penna. Bank	Lacka.	928	-	-	-	928(h)	-	-	-	8	5	-	-
Moffat Coal Co. Interests	"	-	-	-	-	-	-	-	-	283	195	-	-
Moffat (B)	"	-	-	-	-	-	-	-	-	287	139	-	7
Archbald Shaft (j)	"	102,660	-	-	7,304	109,964(k)	-	4,875	24,750	287	285	1	8
Continental Slope (j)	"	216,712	-	-	15,680	232,392(k)	-	500	185,403	287	285	1	8
Hyde Park (j)	"	71,938	-	-	5,162	77,100(k)	-	-	61,472	287	93	-	1
Pyne (l)	"	141,670	-	-	10,102	151,772(k)	2-125	53,-750	-	288	218	-	4
Taylor (l)	"	169,944	-	-	12,060	182,004(k)	129,750	52, 375	-	288	232	-	2
Total for Co.		702,924	-	-	50,308	753,232	131,875	111,500	271,625	1162	1	-	22
Oxford Coal Co. Seneca (m) (W)	Luzerne	65,453	-	-	-	65,453(n)	-	-	-	146	26	-	-
A. J. Schrader, Inc. Pyne Stripping	Lacka.	61,338	-	8,582	212	70,132(c)	-	13,075	-	295	21	-	-
Schrader Bros. National Stripping	"	4,908	-	687	17	5,612(c)	-	1,650	-	296	6	-	-
Schuster Coal Co. Mine	"	10,693	-	1,258	154	12,105(c)	-	925	17,500	288	15	-	1
Standard Breaker Corp. Standard (B)	"	-	-	-	-	-	-	-	-	272	15	-	-
V. Coal Co. Mine	"	11,743	1,806	1,204	301	15,054(o)	-	-	17,715	295	30	-	-
Stripping	"	2,335	359	240	60	2,994(p)	-	1,875	-	66	9	-	-
Total for Co.		14,078	2,165	1,444	361	18,048	-	1,875	17,715	39	-	-	-
Waddell Coal Co. Pyne Bank (r)	"	9,492	-	-	-	9,492(g)	-	-	-	82	9	-	-
Total for district		1,453,209	84,128	243,891	68,485	1,849,713	144,850	231,714	957,520	3031	2	-	45

- (B) Breaker
- (W) Washery
- (a) Mine coal
- (b) Discontinued operation in February
- (c) Coal prepared at Moffat breaker
- (d) " " Cassidy & Guillorn breaker
- (e) " " " " & Russell, 6th dist.
- (f) " " Marvine breaker, Hudson Coal Co.
- (g) " " William A. " Kehoe-Berge Coal Co.
- (k) Coal prepared at Baker breaker, Glen Alden C. Co., 3rd district
- (l) Formerly reported under Pyne-Taylor Coal Co.
- (m) Discontinued operation in October
- (n) Bank coal
- (o) Coal prepared at Parkside breaker, G. & M. Coal Co.
- (p) " " Parkside & Morgan breakers
- (q) " " Waddell breaker; 1st district
- (r) Discontinued operation in April
- (h) (i) (j) - See next page

FIFTH DISTRICT, CONTINUED

Operators & collieries	County	Production - net tons					Pounds black powder used	Pounds dynamite used	Pounds permiss- ible ex- plosives used	Days worked	Empl- oyes	Fatal acci- dents	Non-fatal accidents dis- ability 60 days or more
		Shipped to market		Sold	Used at	Total							
		By railroad	By truck	to local trade	to colliery for steam and heat	production							

(h) Coal prepared at Supreme breaker, 3rd district
 (i) " " " " " & Waddell, 1st district. & Kintz, 9th district
 (j) Formerly reported under Continental-Archbald Coal Co.

20 Operators in district	Deep mined coal	-	1,634,601 tons
35 Operations " "	Stripping	-	104,872 "
19 Mines " "	Bank	-	110,240 "

SIXTH DISTRICT

J. J. Bonner, Inspector
 448 Harrison Ave., Scranton

Adelphia Coal Co. Washery	Luzerne	-	-	-	-	-	-	-	294	18	-	-
Boccoline Coal Co. Mine	"	2,643	-	1,207	-	3,850(a)	-	1,400	258	5	-	-
George Bone Coal Co. Silt Bank (d)	"	22,275	-	-	-	22,275(b)	-	-	12	12	-	-
Connelly Coal Co. Stripping	"	-	14,388	-	-	14,388(c)	-	15,000	182	9	-	-
DeAngelo Coal Co. Mine (e)	"	3,385	-	-	-	3,385(f)	-	4,000	168	6	-	-
Fritz Bros. Coal Co. Stripping	"	-	2,523	-	-	2,523(g)	-	300	179	4	-	-
Gillizzi Coal Co. Stripping	"	421	41,134	-	-	41,555(g)	-	24,375	247	10	-	-
Guzior Coal Co. Mine	"	-	7,771	-	-	7,771(h)	-	3,000	223	13	-	-
Harris & Walsh Stripping	"	117,562	-	-	-	117,562(i)	-	8,000	262	40	-	-
Heidelberg Coal Co. Heidelberg (B) " Stripping	"	93,929	13,959	9,927	582	118,397	-	3,000	44,700	285	155	3
		-	15,344	-	-	15,344	-	300	209	5	-	-
Total for Co.		93,929	29,303	9,927	582	133,741	-	3,300	44,700	160	3	4
Hillside Coal Co. Mine	"	-	2,459	-	-	2,459(g)	-	1,200	190	6	-	-

SIXTH DISTRICT, CONTINUED

Operators & collieries	County	Production - net tons					Pounds black powder used	Pounds dynamite used	Pounds permiss- ible ex- plosives used	Days worked	Empl- oyes	Fatal acci- dents	Non-fatal accidents dis- ability 60 days or more
		Shipped to market		Sold	Used at	Total							
		By railroad	By truck	to local trade	to colliery for steam and heat	production							
Jenkins Coal Co. Mine	Luzerne	22,416	-	-	-	22,416(r)	-	2,300	32,200	284	22	-	1
Jermyn-Green Coal Co. Butler	"	139,027	-	-	750	139,777(j)	-	109,175	273	166	-	-	
Jerrytone Coal Co. Stripping (k)	"	-	2,348	-	-	2,348(h)	-	400	67	4	-	-	
Lizak Coal Co. Mine (k)	"	-	2,380	-	-	2,380(g)	-	12,000	81	8	-	-	
L. K. Coal Co. Stripping	"	92,638	-	-	-	92,638(i)	-	11,650	276	20	-	-	
Major Coal Co. Mine	"	-	2,677	-	-	2,677(h)	-	1,000	258	5	-	-	
M. B. Coal Co. Mine	"	7,758	-	-	-	7,758(j)	-	1,325	235	12	-	-	
M. P. Coal Co. Mine	"	13,641	-	-	-	13,641(j)	-	3,110	262	9	-	-	
Minichello Coal Co. Mine	"	-	7,320	-	-	7,320(g)	-	2,110	232	5	-	-	
Nardone Coal Co. Mine	"	9,546	-	-	-	9,546(f)	-	800	9,400	284	11	-	
Namura Coal Co. Silt Bank	"	2,500	-	-	-	2,500(l)	-	-	35	5	-	-	
Number Mine Coal Co. Number Mine (B)	"	357,402	-	163,061	3,937	524,400	-	56,770	305,810	290	871	2	
" " Stripping	"	5,160	-	2,354	-	7,514(a)	-	50	100	76	7	-	
" " Washery	"	41,551	-	-	-	41,551(a)	-	-	196	8	-	-	
Total for Co.		404,113	-	165,415	3,937	572,465	-	56,820	305,910	886	2	26	
Panzitta Coal Co. Mine	"	-	2,569	-	-	2,569(g)	-	300	2,100	90	10	-	
Petrillo Coal Co. Stripping	"	-	8,847	-	-	8,847(a)	-	4,000	47	7	-	-	
Plasick Coal Co. Mine	"	7,201	-	-	-	7,201(j)	-	3,000	225	7	-	-	
Rhonda Coal Co. Silt Bank	"	37,500	-	-	-	37,500(m)	-	-	125	3	-	-	
Russell Coal Co. Russell (B)	Lacks.	77,288	-	15,850	258	93,396	-	35,535	258	217	-	2	
Saratore Coal Co. Mine	Luzerne	-	4,597	-	-	4,597(n)	-	1,400	160	7	-	-	

SIXTH DISTRICT, CONTINUED

Operators & collieries	County	Production - net tons					Pounds black powder used	Pounds dynamite used	Pounds permiss- ible ex- plosives used	Days worked	Empl- oyes	Fatal acci- dents	Non-fatal dis- ability 60 days or more
		Shipped to market		Sold	Used at	Total							
		By railroad	By truck	to trade	to colliery and heat	production							
Sarf Coal Co. Mine	Luzerne	16,488	16,488	-	-	32,976(o)	-	2,850	36,000	284	21	-	1
Scatine & Popple Stripping	"	-	14,100	-	-	14,100(g)	-	4,600	23,900	244	6	-	-
Stodnick Coal Co. Mine	"	-	4,664	-	-	4,664(h)	-	300	1,990	252	12	-	-
Sussex Coal Co. Mine	"	20,870	107,930	20	-	128,820(p)	-	7,875	61,000	260	115	-	-
Sweeney Bros. Coal Co. Stripping	"	-	187	-	-	187(q)	-	-	35	12	5	-	-
Talamilli Coal Co. Stripping	"	179	-	-	-	179(j)	-	-	-	20	6	-	-
Valley View Coal Co. Bank	"	52,422	-	-	-	52,422(r)	-	-	-	236	10	-	-
Warnes Coal Co. Mine	"	15,456	-	-	-	15,456(e)	-	-	-	288	10	-	1
Total for district		1,159,258	271,685	192,419	5,527	1,628,889	-	142,870	695,480		1872	5	35

- (a) Coal prepared at Number Nine breaker
- (b) Shipped, unprepared, to France
- (c) Coal prepared at Morgan breaker, Cassidy & Guillorn C. Co., 5th D.
- (d) Discontinued operation in June
- (e) " " " July
- (f) Coal prepared at Underwood breaker, 2nd district
- (g) " " Russell " "
- (h) " " Standard " 5th " "
- (i) " " " " " & No. 14 (8th)
- (j) Coal prepared at No. 14 breaker, Jermyn Green Coal Co., 8th district
- (k) Discontinued operation in May
- (l) Sold unprepared
- (m) Coal prepared at Rhonda Washery, 3rd district
- (n) " " Heidelberg breaker
- (o) " " Underwood (2nd) & Standard (5th) district
- (p) " " Dial Rock breaker, 9th district
- (q) " " Standard (5th) & Russell, (6th) " "
- (r) " " Valley View breaker, 8th district

37 Operators in district
40 Operations "
22 Mines

Deep mined coal - 1,155,456 tons
Stripping " - 317,185 "
Bank " - 156,248 "

SEVENTH DISTRICT

A. Wilson, Inspector 1491 River Road Pittston, Pa.	County	Production - net tons					Pounds black powder used	Pounds dynamite used	Pounds permiss- ible ex- plosives used	Days worked	Empl- oyes	Fatal acci- dents	Non-fatal dis- ability 60 days or more
		Shipped to market		Sold	Used at	Total							
		By railroad	By truck	to local trade	to colliery for steam and heat	production							
Gaylord Coal Co. Mine	Luzerne	25,175	-	-	2,212	27,387(a)	-	175	3,540	286	35	-	-
Glen Alden Coal Co. Avondale	"	162,139	-	-	14,233	176,372(a)	-	5,250	98,000	286	288	1	7
Bliss (B)	"	172,696	3,158	9,993	22,415	208,262	-	7,250	110,000	287	509	2	5
Nanticoke Stripping	"	162,413	-	-	19,588	182,001(b)	306,156	68,800	-	287	97	-	-
Newport	"	30,948	-	-	3,374	34,322(b)	138,217	67,950	-	-	-	-	-
Loomis (B)	"	503,325	1,462	40,485	29,391	574,663	-	16,000	338,000	283	949	-	11
" Stripping	"	11,981	-	-	716	12,697(o)	-	-	-	40	17	-	-
Nottingham	"	172,841	-	-	15,185	188,026(a)	-	7,250	47,500	287	446	2	4
Nanticoke Power Plant	"	-	-	-	-	-	-	-	-	366	85	-	-
Total for Co.		1,216,343	4,620	50,478	104,902	1,376,343	444,373	172,500	593,500		2391	5	27
Kingston Excavating Co. Mine	"	7,498	-	-	693	8,191(a)	-	-	14,200	294	19	-	-
Total for district		1,249,016	4,620	50,478	107,807	1,411,921	444,373	172,675	611,240		2445	5	27

- (a) Coal prepared at Lance & Woodward breakers, 12th district.
- (b) Coal prepared at Bliss breaker.
- (c) Coal prepared at Loomis breaker

3 Operators in district
9 Operations "
6 Mines "

Deep mined coal - 1,182,901
Stripping " - 229,020
Bank " - -

EIGHTH DISTRICT

D. H. Connelly, Inspector
25 E. Bennett St.
Kingston, Pa.

C. & G. Coal Co. C. & G. Stripping	Luzerne	1,102	-	-	-	1,102(a)	-	985	300	286	9	-	-
	"	27,315	-	1,244	308	28,867(a)	-	2,200	-	205	7	-	-
Total for Co.		28,417	-	1,244	308	29,969	-	3,185	300		16	-	-
Franklin Coal Mining Co. No. 6 Bank (b)	"	26,866	-	-	-	26,866(c)	-	-	-	77	6	-	-

EIGHTH DISTRICT, CONTINUED

Operators & collieries	County	Production - net tons					Pounds black powder used	Pounds dynamite used	Pounds permissible explosives used	Days worked	Empl. over	Fatal accidents	Non-fatal ability 60 days or more
		Shipped to market	Sold to	Used at	Total	production							
		By railroad	By truck	local for trade									
Jermyn-Green Coal Co.	Luzerne	314,294	-	-	18,998	333,292(a)	-	-	268,375	272	746	-	9
No. 6 Stripping	"	8,299	-	-	-	8,299 (a)	-	5,400	-	169	9	-	-
No. 14 Stripping	(B) "	66,996	-	199,015	73,932	339,943(d)	-	-	333,700	272	742	-	9
	"	9,450	-	-	-	9,450(a)	-	6,200	-	178	8	-	-
Total for Co.		399,039	-	199,015	92,930	690,984	-	11,600	602,075		1505	-	18
Knox Coal Co.	"	426,322	-	25,168	3,947	455,437(a)	-	3,282	423,350	288	550	3	6
Schooley	"												
P. & J. Coal Co.	"	33,070	-	1,699	332	35,101(a)	-	-	20,825	275	46	-	1
P. & J. Stripping	"	952	-	-	-	952(a)	-	1,350	-	48	4	-	-
Total for Co.		34,022	-	1,699	332	36,053	-	1,350	20,825		50	-	1
Pennsylvania Coal Co.	"	469,888	-	18,793	5,340	494,021(e)	-	6,421	299,909	289	957	1	9
Ewen (d) (B)	"												
Plains-Hilldale Coal Co.	"	117,212	-	8,412	1,617	127,241(a)	-	4,775	92,625	290	177	-	6
No. 14 Drifts	"	59,335	-	-	-	59,335(a)	-	57,700	-	303	15	-	-
Stripping	"												
Total for Co.		176,547	-	8,412	1,617	186,576	-	62,475	92,625		192	-	6
Sarf Coal Co.	"	19,624	-	936	179	20,739(a)	-	100	29,550	284	23	-	-
Rex	"												
Valley View Coal Co.	"	24,688	-	713	91	25,492(f)	-	-	-	181	49	-	-
Valley View (d) (B)	"												
Total for district		1,605,413	-	255,980	104,744	1,966,137	-	88,413	1,468,634		3348	4	40

- (a) Coal prepared at Ewen breaker, Pennsylvania Coal Co.
- (b) Discontinued operation in May
- (c) Coal prepared at Mineral Spring breaker, Franklin Coal Mining Co., 10th district
- (d) Coal prepared here from sources outside the 8th district not included in total for district
- (e) Includes 73,014 tons silt, prepared at Adelpia breaker, 6th district
- (f) Bank coal

9 Operators in district	Deep mined coal	-	1,733,862
15 Operations "	Stripping "	-	106,903
8 Mines "	Bank "	-	125,372

NINTH DISTRICT

Operators & collieries	County	Production - net tons					Pounds black powder used	Pounds dynamite used	Pounds permissible explosives used	Days worked	Empl. over	Fatal accidents	Non-fatal ability 60 days or more
		Shipped to market	Sold to	Used at	Total	production							
		By railroad	By truck	local for trade									
Butter Tub Coal Co.	Luzerne	11,004	5,431	2,868	170	19,473(a)	-	-	22,400	267	25	-	-
Butter Tub	"												
Dial Rock Coal Co.	"	42,396	20,920	11,046	652	75,014	-	4,075	65,600	278	135	1	-
Dial Rock (B)	"												
Harry E. Coal Co.	"	96,886	-	159,359	15,747	271,992	-	15,575	217,975	286	518	2	7
Harry E. (B)	"												
Maltby Bank (b)	"	1,072	-	1,763	-	2,835	-	-	-	40	4	-	-
Total for Co.		97,958	-	161,122	15,747	274,827	-	15,575	217,975		522	2	7
Kehoe-Berge Coal Co.	"	118,226	40,820	9,936	947	169,929(c)	-	7,250	124,825	273	365	-	8
Red Ash	"												
Lehigh Valley Coal Co.	"	378,964	30,573	22,700	41,156	473,393	-	47,825	219,875	266	911	2	15
Prospect (B)	"												
Westmoreland	"	331,176	1,679	14,771	33,684	381,310(d)	-	242,025	74,025	253	722	-	4
Stripping	"	8,876	-	-	-	8,876(d)	-	-	-	179	5	-	-
Total for Co.		719,016	32,252	37,471	74,840	863,579	-	289,850	293,900		1638	2	19
Luzerne County Gas & Electric Corp.	"	-	-	-	4,654	4,654	-	-	-	12	4	-	-
Maltby Bank	"												
Maltby Coal Co.	"	78,596	6,343	4,713	8,532	98,184(d)	-	-	71,000	290	124	-	1
Maltby	"												
Payne Coal Co.	"	256,465	-	2,679	1,847	260,991(d)	-	13,425	289,075	248	464	-	9
Exeter	"												
Stripping	"	60	-	-	-	60(d)	-	-	-	17	5	-	-
Total for Co.		256,525	-	2,679	1,847	261,051	-	13,425	289,075		469	-	9
Sullivan Trail Coal Co.	"	-	-	-	-	-	-	-	-	289	58	-	-
Clear Spring	"												
Trafford Coal Co.	"	104	-	99	-	203	-	-	250	149	8	-	-
Kintz (B)	"												
West Exeter Coal Co.	"	13,757	1,110	825	1,494	17,186(d)	-	5,100	13,325	257	36	-	1
West Exeter	"												
Total for district		1,327,582	106,876	230,759	108,883	1,784,100	-	335,275	1,098,350		3384	5	45

- (a) Coal prepared at Dial Rock breaker
- (b) Discontinued operation in February
- (c) Coal prepared at William A. breaker, Kehoe-Berge C. Co., 5th district
- (d) " " Prospect " Lehigh Valley C. Co.
- (e) Repair shops

11 Operators in district	Deep mined coal	-	1,767,675 tons
15 Operations "	Stripping "	-	8,936 "
9 Mines "	Bank "	-	7,489 "

TENTH DISTRICT

J. C. Hines, Inspector
27 James St., Pittston, Pa.

Operators & collieries	County	Production - net tons				Total production	Pounds black powder used	Pounds dynamite used	Pounds permissible explosives used	Days worked	Empl- oves	Fatal acci- dents	Non-fatal ability 60 days or more
		Shipped to market		Sold to local trade	Used at colliery for steam and heat								
		By railroad	By truck										
Alderson Mining Co.	Luzerne	-	2,204	-	-	2,204(a)	-	50	300	57	33	-	-
Bernice White Ash C. Co.	Sullivan	35,021	12,616	14,687	-	62,324	120,000	1,500	-	240	130	-	1
Connell (B)													
Capone Coal Co.	Luzerne	86,513	11,004	-	50	97,567(c)	-	3,500	36,250	246	125	1	2
Miners Mills (B)													
Conlon Coal Co.	"	73,387	-	10,943	455	84,785(d)	-	7,650	76,850	277	141	1	2
Madeira (B)													
Duryea Anthracite Co.	"	69,943	-	2,238	355	72,536(e)	-	1,050	48,325	281	136	-	2
Packer (B)													
Franklin Coal Mng. Co.	"	48,386	-	-	723	49,109(g)	-	55,405	20,050	280	41	-	1
Mineral Spring (f)													
Greenwood Mining Co.	"	-	24,863	-	-	24,863(i)	-	2,550	22,150	238	34	-	-
Laflin (h)													
Hudson Coal Co.	"	249,719	-	5,410	17,385	272,514(k)	253,175	21,661	82,875	293	370	2	8
Delaware (j)													
Pine Ridge (B)	"	248,976	-	54,184	19,440	322,600(l)	190,400	-	81,077	293	520	-	2
Laflin (B)	"	25,522	-	11,410	-	36,932(m)	-	200	11,250	292	90	-	1
Total for Co.		524,217	-	71,004	36,825	632,046	443,575	21,861	175,202		980	2	11
Lehigh Valley Coal Co.	"	419,004	13,064	-	41,686	473,754(n)	-	300,925	-	265	658	-	21
Henry													
Monahan Coal Co.	Sullivan	-	906	-	-	906(o)	100	25	-	45	10	-	-
Loyalsock (b)													
Pringle Coal Co.	Luzerne	38,792	-	-	-	38,792(p)	-	1,250	27,250	249	71	-	2
East Boston													
West Side Coal Co.	"	26,813	30,767	-	-	57,580(p)	-	600	69,000	249	84	1	3
West Side													
Total for district		1,322,076	95,424	98,872	80,094	1,596,466	563,675	396,366	475,377		2443	5	45

- (B) Breaker
- (a) Coal prepared at Miners Mills breaker, Capone Coal Co.
- (b) Discontinued operation in March
- (c) Includes 18,335 tons stripping and 34,109 tons bank coal
- (d) " 6,660 " " coal
- (e) " 811 " " "

- (f) Coal prepared at Harry E. breaker, 9th district
- (g) Includes 22,168 tons stripping and 3,521 tons bank coal
- (h) Coal prepared at Laflin breaker, Hudson Coal Co.
- (i) Includes 9,198 tons stripping coal
- (j) Coal prepared at Laflin & Pine Ridge breakers, of Hudson C. Co.
- (k) Includes 10,273 tons stripping coal
- (l) " 19,235 tons stripping and 6,439 tons bank coal
- (m) " 19,346 tons bank coal

TENTH DISTRICT, CONTINUED

Operators & collieries	County	Production - net tons				Total production	Pounds black powder used	Pounds dynamite used	Pounds permissible explosives used	Days worked	Empl- oves	Fatal acci- dents	Non-fatal ability 60 days or more
		Shipped to market		Sold to local trade	Used at colliery for steam and heat								
		By railroad	By truck										
(n) Coal prepared at Prospect breaker, Lehigh Valley Coal Co., 9th district													
(o) " " Connell " Bernice White Ash Coal Co.													
(p) " " William A. " Kehoe-Berge Coal Co., 5th district, & Heidelberg breaker, 6th district.													
12 Operators in district						Deep mined coal	-	1,446,371 tons					
14 Operations " (Mines, Strippings, Banks, Breakers)						Stripping	-	86,680 "					
14 Mines						Bank	-	63,415 "					

ELEVENTH DISTRICT

T. M. Beaney, Inspector
316 Monument Ave.
Wyoming, Penna.

Cardoni & Nardone													
Pettebone Bank (a)	Luzerne	7,423	-	-	-	7,423(b)	-	-	-	23	5	-	-
Glen Alden Coal Co.													
Empire Shaft	"	190,248	-	-	16,439	206,687(c)	-	14,050	157,625	289	430	3	7
Kidder	"	205,747	-	-	17,813	223,560(c)	-	4,000	166,375	288	346	-	1
" Stripping	"	71,245	-	-	6,227	77,472(e)	-	357,450	-	239	29	-	-
S. Wilkes-Barre (B)	"	314,939	36	119,426	33,507	467,908	-	16,900	269,500	287	999	4	7
Total for Co.		782,179	36	119,426	73,986	975,627	-	392,400	592,500		1804	7	15
Hudson Coal Co.													
Baltimore No. 5	"	290,040	-	3,092	13,293	306,425(d)	86,175	23,482	117,175	293	429	2	8
" Bank	"	36,565	-	-	-	36,565(d)	-	-	-	296	24	-	-
" Stripping	"	54,732	-	-	-	54,732(d)	-	324,300	-	-	-	-	-
Total for Co.		381,337	-	3,092	13,293	397,722	86,175	347,782	117,175		453	2	8
Lehigh Valley Coal Co.													
Dorrance (B)	"	340,464	57,868	62,177	33,037	493,546	-	314,400	-	265	777	2	14
Franklin	"	139,484	-	-	13,430	152,914(e)	-	3,975	64,775	265	240	-	3
" Stripping	"	9,122	-	-	-	9,122(e)	-	17,000	-	122	10	-	-
Total for company		489,070	57,868	62,177	46,467	655,582	-	335,375	64,775		1027	2	17
Total for district		1,660,009	57,904	184,695	133,746	2,036,354	86,175	1,075,557	775,450		3289	11	40

ELEVENTH DISTRICT, CONTINUED

Operators & collieries	County	Production - net tons					Pounds black powder used	Pounds dynamite used	Pounds permiss- ible ex- plosives used	Days worked	Empl- ment over	Fatal acci- dents	Non-fatal acci- dents 60 days or more	
		Shipped to market		Sold to		Used at colliery for steam and heat								Total production
		By railroad	By truck	By local trade	to colliery									
(a) Discontinued operation in April														
(b) Coal prepared at No. 14 breaker, Jermyn-Green Coal Co., 8th district, & Miners Mills breaker, Capone Coal Co., 10th district														
(c) Coal prepared at Huber breaker, Glen Alden C. Co., 13th dist.														
(d) " " Marvine " Hudson " 5th "														
(e) " " Prospect " Lehigh Valley, " 9th "														
4 Operators in district					Deep mined coal	-	1,851,040	tons						
11 Operations "					Stripping "	-	141,326	"						
6 Mines					Bank "	-	43,988	"						

TWELFTH DISTRICT

E. C. Curtis, Inspector
52 Poplar St., Kingston, Pa.

Bird Mining Co., Inc.	Luzerne	30,162	-	-	2,650	32,812(a)	-	400	14,160	284	44	-	-
Carey, Baxter & Kennedy	"	-	-	-	-	(b)	-	458,090	-	289	100	-	1
Loree Stripping	"	-	-	-	-	(b)	-	-	-	-	-	-	-
Courtdale Coal Co.	"	83,844	-	-	8,811	92,655(c)	-	-	83,675	277	81	-	3
Deweese Bros.	"	-	-	-	-	(b)	-	10,000	-	257	11	-	-
Loree Stripping	"	-	-	-	-	(b)	-	-	-	-	-	-	-
Glen Alden Coal Co.	"	342,472	22,901	135,482	43,941	544,796	-	12,000	290,400	288	1012	-	7
Lance (B)	"	517,701	3,370	115,656	66,867	703,594	-	1,600	370,000	287	1525	4	13
Woodward (B)	"	-	-	-	-	-	-	-	-	-	-	-	-
Total for Co.		860,173	26,271	251,138	110,808	1,248,390	-	13,600	660,400		2537	4	20
Hudson Coal Co.	"	836,000	-	30,831	44,707	911,538	(127,100	16,535	376,415)	293	1460	3	11
Loree (B)	"	159,152	-	-	-	159,152(f)	-	-	-	(d)	(d)	-	-
Stripping	"	-	-	-	-	-	-	-	-	-	-	-	-
Total for Co.		995,152	-	30,831	44,707	1,070,690	127,100	16,535	376,415		1460	3	11
Kingston Mining Co.	"	12,996	-	-	1,219	14,215(c)	-	7,050	13,050	291	64	-	1
Larksville Coal Co.	"	9,358	-	-	-	9,358(e)	-	-	3,225	293	28	-	-
Total for district		1,991,685	26,271	281,969	168,195	2,468,120	127,100	405,675	1,150,925		4325	7	36

TWELFTH DISTRICT, CONTINUED

Operators & collieries	County	Production - net tons					Pounds black powder used	Pounds dynamite used	Pounds permiss- ible ex- plosives used	Days worked	Empl- ment over	Fatal acci- dents	Non-fatal acci- dents 60 days or more	
		Shipped to market		Sold to		Used at colliery for steam and heat								Total production
		By railroad	By truck	By local trade	to colliery									
(a) Coal prepared at Lance breaker, Glen Alden Coal Co.														
(b) " " Loree " Hudson " and included in Loree production														
(c) " " Woodward " Glen Alden "														
(d) See Carey, Baxter & Kennedy & Deweese Bros.														
(e) Coal prepared at Loree breaker														
(f) Includes 10,427 tons bank coal														
8 Operators in district					Deep mined coal	-	2,298,541	tons						
10 Operations "					Stripping "	-	159,152	"						
7 Mines					Bank "	-	10,427	"						

THIRTEENTH DISTRICT

J. D. Edwards, Inspector
55 Butler St., Wyoming, Pa.

Glen Alden Coal Co.	Luzerne	441,966	-	-	38,126	480,092(a)	-	35,300	288,000	288	1000	2	16
Buttonwood	"	518,540	-	15	257,815	67,170	-	42,750	504,875	289	1585	1	12
Huber (B)	"	157,602	-	-	-	13,556	-	557,845	-	291	65	-	-
Stripping	"	187,242	-	-	-	14,140	-	2,750	93,000	294	245	-	5
Sugar Notch	"	569,619	-	-	51,399	46,924	-	76,400	421,500	294	1371	1	13
Truesdale (B)	"	58,703	-	-	-	4,734	-	306,731	-	238	28	-	-
A.E. Dick Stripping	"	78,998	-	-	-	6,166	-	166,159	-	294	32	-	-
Kingston Excav.	"	-	-	-	-	-	-	-	-	-	-	-	-
Total for district		2,012,670	15	309,214	190,816	2,512,715	-	1,187,935	1,307,375		4326	4	46

(a) Coal prepared at Huber breaker
(b) " " Truesdale "

1 Operator in district					Deep mined coal	-	2,192,956	tons
7 Operations "					Stripping "	-	319,759	"
4 Mines					Bank "	-	-	-

FOURTEENTH DISTRICT

K. C. Lee, Inspector 88 Old River Road Wilkes-Barre, Pa.		Production - net tons					Pounds black powder	Pounds dynamite used	Pounds permiss- ible ex- plosives used	Days worked	Empl- oyes	Fatal acci- dents	Non-fatal accidents dis- ability 60 days or more
		Shipped to market		Sold Used at		Total							
		By railroad	By truck	local trade	for steam and heat								
Operators & collieries	County												
Alden Coal Co.													
Alden (B)	Luzerne	130,377	-	9,099	817	140,293	-	14,625	143,475	261	248	-	4
Stripping (Biscontini)	"	5,380	-	-	-	5,380	-	500	-	15	14	-	-
Bank	"	-	-	-	448	-	-	-	-	60	6	-	-
Total for Co.		135,757	-	9,099	1,265	146,121	-	15,125	143,475		268	-	4
Duryea Anthracite Co.													
West End	"	17,231	-	-	-	17,231(a)	-	10,000	8,150	286	27	-	-
Stripping	"	8,079	-	-	-	8,079(a)	-	1,400	-	199	5	-	-
Bank	"	16,303	-	-	-	16,303(a)	-	-	-	218	12	-	-
Total for Co.		41,613	-	-	-	41,613	-	11,400	8,150		44	-	-
Glen Alden Coal Co.													
Wanamie (B)	"	738,185	18,479	16,068	65,619	838,351	-	70,525	514,400	287	1348	1	11
Stripping (Kingston Ex.)	"	204,888	-	-	17,118	222,006	-	411,210	-	294	49	-	-
Total for Co.		943,073	18,479	16,068	82,737	1,060,357	-	481,735	514,400		1397	1	11
Stackhouse Coal Co.													
Mine	"	-	-	48	-	48(b)	-	-	-100	35	5	-	-
Stripping	"	-	209	-	-	209(b)	-	50	150	18	3	-	-
Bank	"	-	636	-	-	636(b)	-	-	-	29	3	-	-
Total for Co.		-	845	48	-	892	-	50	250		11	-	-
Susquehanna Colls. Div.													
M. A. Hanna Co.													
No. 7 (B)	"	427,766	114,312	136,947	30,936	709,961	-	7,025	405,685	256	1402	4	15
Stripping (Biscontini)	"	53,091	-	-	-	53,091	-	27,000	1,759	256	33	-	-
Glen Lyon (B)	"	445,054	12,117	20,336	-	477,507	-	22,425	316,075	269	836	4	10
Stripping	"	83,493	-	-	-	83,493	-	9,100	290,391	266	30	-	-
Bank	"	-	-	-	42,594	42,594	-	-	-	269	10	-	-
Total for Co.		1,009,404	126,429	157,283	73,530	1,366,646	-	65,550	1013,910		2311	8	25
Total for district		2,129,847	145,753	182,498	157,532	2,615,630	-	573,860	1680,185		4031	9	40

(a) Coal prepared at Packer breaker, Duryea Anth. Co., 10th District

(b) 209 tons prepared at No. 7 breaker, M. A. Hanna Co., rest sold unprepared

5 Operators in district
16 Operations (Mines, Strippings, Banks, Breakers)
6 Mines

Deep mined coal - 2,183,391 tons
Stripping - 372,258
Bank - 59,981

FIFTEENTH DISTRICT

R. Ditzler, Inspector 609 Grant St. Hazleton, Pa.		Production - net tons					Pounds black powder	Pounds dynamite used	Pounds permiss- ible ex- plosives used	Days worked	Empl- oyes	Fatal acci- dents	Non-fatal accidents dis- ability 60 days or more
		Shipped to market		Sold Used at		Total							
		By railroad	By truck	local trade	for steam and heat								
Operators & collieries	County												
Alt Miller, C. Henry													
Black Ridge (f) (B)	Luzerne	8,720	-	-	20	8,740(a)	-	-	-	150	8	-	-
Cabin Creek Coal Co.													
Red Oak (B)	Columbia	1,790	-	310	100	2,200(b)	-	-	200	237	9	-	-
Gowen Coal Co.													
Gowen (B)	Luzerne	20,517	-	7,737	525	28,779	-	2,235	9,600	237	65	-	-
Stripping	"	4,918	-	1,000	-	5,918(c)	-	700	-	65	7	-	-
Bank	"	7,124	-	3,000	600	10,724(c)	-	-	-	115	6	-	-
Oneida Bank	Schuylkill	1,228	-	-	-	1,228(c)	-	-	-	20	6	-	-
Western Lehigh Stripping	Columbia	2,387	-	-	-	2,387(c)	-	500	-	46	8	-	-
Bank	"	2,430	-	-	-	2,430(c)	-	-	-	70	6	-	-
Total for Co.		38,604	-	11,737	1,125	51,466	-	3,435	9,600		98	-	-
Greenwood Mining Co.													
Drifton #9	Luzerne	17,435	-	-	210	17,645(d)	-	-	16,050	252	30	-	2
Eckley #2	"	10,274	-	-	130	10,404(d)	-	125	4,100	245	15	-	-
Total for Co.		27,709	-	-	340	28,049	-	125	20,150		45	-	2
Haddock Mining Co.													
Deringer	"	114,247	-	-	873	115,120(e)	-	17,350	61,425	235	194	-	5
Stripping	"	36,143	-	-	-	36,143(e)	-	71,785	-	289	55	-	-
Bank	"	28,868	-	-	-	28,868(e)	-	-	-	192	6	-	-
Tomhicken	"	38,536	-	-	323	38,859(e)	-	11,075	28,350	239	91	1	1
Stripping	"	81,290	-	-	-	81,290(e)	-	32,765	-	203	24	-	-
Total for Co.		292,084	-	-	1,196	300,280	-	132,975	89,775		370	1	6
Hydrotated Anth. Fuel Co.													
Cold Spring #6 (B)	"	46,442	6,674	8,382	468	61,966	-	3,850	27,500	257	140	-	1
Stripping	"	22,860	1,372	2,132	231	26,595	-	65,225	-	251	32	-	-
Bank	"	34,661	5,200	7,526	294	47,681	-	-	-	250	13	-	-
Total for Co.		103,963	13,246	18,040	993	136,242	-	69,075	27,500		185	-	1
Jeddo-Highland Coal Co. (B)													
Drifton	Luzerne	49,429	47,614	21,747	1,286	120,076(d)	-	19,525	116,650	250	204	1	3
Stripping	"	37,022	-	-	400	37,422(d)	-	87,450	-	142	45	-	-
Eckley	"	55,052	53,031	24,221	1,679	133,983(d)	-	18,350	91,150	268	172	-	5
"	"	50,318	-	-	638	50,956(d)	-	322,099	-	287	30	-	-
Highland No. 5	"	14,372	13,845	6,323	464	35,004(d)	-	2,175	5,700	273	89	-	1
Highland No. 2 Strip.	"	41,303	-	-	648	41,951(d)	-	160,780	-	235	23	-	1

Continued on next page

FIFTEENTH DISTRICT, CONTINUED

Operators & collieries	County	Production - net tons					Pounds black powder used	Pounds dynamite used	Pounds permissible explosives used	Days worked	Empl- oves	Fatal acci- dents	Non-fatal accidents dis- 60 days or more
		Shipped to market	Sold to	Used at	Total								
		By railroad	By truck	to local for steam and heat	production	to colliery							
Jeddo-Highland (Continued)													
Jeddo #7	Luzerne	32,174	30,993	14,156	1,038	78,361(d)	-	12,550	23,150	271	356	-	6
" Stripping	"	286,388	-	-	3,847	290,235(d)	-	881,875	-	298	66	-	-
" Bank	"	6,353	-	-	76	6,429(d)	-	-	-	83	18	-	-
Stockton	"	59,907	57,707	26,357	1,752	145,723(d)	-	15,250	98,075	271	213	2	3
" Stripping	"	109,483	-	-	1,332	110,815(d)	-	191,890	-	295	45	-	-
Total for Co.		741,801	203,190	92,804	13,160	1,050,955	-	1,711,944	334,725	1261	3	-	19
Monitor Co., Inc.	"	86,924	1,445	6,851	405	95,625(a)	-	-	300	249	60	-	1
East Laurel (B)	"	-	-	-	-	-	-	-	-	230	30	-	-
Sandy Run Miners & Producers	"	-	-	-	-	-	-	-	-	285	40	-	-
Upper Lehigh (B)	Luzerne	73,182	2,650	3,412	340	79,584	-	20,300	-	-	70	-	-
" Stripping	"	-	-	-	-	-	-	-	-	-	-	-	-
Total for Co.		73,182	2,650	3,412	340	79,584	-	20,300	-	-	70	-	-
Total for district		1,381,777	220,531	133,154	17,679	1,753,141	-	1,927,854	482,250	2106	4	-	29

(B) Breaker (d) Coal prepared at Jeddo-Highland breaker
(a) Bank coal (e) " " Beaver Meadow breaker, Haddock Mining Co., 18th dist.
(b) 1,635 tons prepared at Gowen breaker, the balance at Red Oak breaker (f) Discontinued operation in October
(c) Coal prepared at Gowen breaker

9 Operators in district Deep mined coal - 788,120 tons
32 Operations " Stripping " - 763,296 "
12 Mines " Bank " - 201,725 "

SIXTEENTH DISTRICT

R. Ditzler, Acting Inspector
609 Grant St., Hazleton, Pa.

Beaver Brook Coal Co.													
Beaver Brook (B)	Luzerne	-	-	-	-	-	-	5,000	-	164	10	-	-
" Stripping	"	31,070	4,350	-	200	35,620	-	6,400	-	267	10	-	-
Total for Co.		31,070	4,350	-	200	35,620	-	11,400	-	-	20	-	-
Bellevue Coal Co.													
Hill Top (B)	"	67,643	-	-	-	67,643(a)	-	-	-	281	10	-	-

SIXTEENTH DISTRICT, CONTINUED

Operators & collieries	County	Production - net tons					Pounds black powder used	Pounds dynamite used	Pounds permissible explosives used	Days worked	Empl- oves	Fatal acci- dents	Non-fatal accidents dis- 60 days or more
		Shipped to market	Sold to	Used at	Total								
		By railroad	By truck	to local for steam and heat	production	to colliery							
Carbonizing Coal Co.													
Carbonizing (B)	Luzerne	116,774	-	-	-	116,774(a)	-	-	-	249	20	-	1
Cranberry Mining Co.	"	14,991	1,795	1,063	719	18,568(c)	-	6,000	-	73	(d)	-	-
Glen Alden Coal Co.													
Audenried (B)	Luzerne	6,432	709	530	669	8,340	-	2,800	-	282	20	-	-
" Carbon	Schuylkill	94,859	10,456	7,816	9,860	122,991	-	82,320	-	282	427	1	4
" Schuylkill	"	120,721	13,289	9,935	12,513	156,458	-	123,640	-	282	346	1	5
" Stripping	"	151,562	16,723	12,501	15,789	196,575	-	481,020	-	282	109	-	-
Total for Co.		373,574	41,177	30,782	38,831	484,364	-	689,780	-	902	2	-	9
Humboldt Anthracite Co.													
Humboldt	Luzerne	109,167	19,857	3,482	2,136	134,642(a)	-	11,575	119,325	234	212	2	5
" Stripping	"	17,266	3,141	550	265	21,222(e)	-	13,610	-	234	13	-	-
Total for Co.		126,433	22,998	4,032	2,401	155,864	-	25,185	119,325	468	225	2	5
Lehigh Valley Coal Co.													
Black Ridge Stripping	"	5,683	680	403	205	6,971(e)	-	3,000	-	71	15	-	-
Cranberry	"	102,633	12,291	7,277	2,574	124,775(e)	-	192,125	-	239	84	-	1
" Bank	"	1,058	126	75	26	1,285(e)	-	-	-	16	5	-	-
Total for Co.		109,374	13,097	7,755	2,805	133,031	-	195,125	-	426	104	-	1
Fayne Coal Co.													
Spring Mountain (B)	"	4,531	824	144	85	5,584	-	2,150	-	269	129	2	2
" Stripping Carbon	"	50,036	8,999	1,661	823	61,519(f)	-	226,840	-	286	46	-	-
Spring Brook	"	80,403	14,625	2,565	1,511	99,104(e)	-	40,350	-	243	173	-	-
" Stripping	"	35,544	6,307	1,233	609	43,693(g)	-	212,250	-	291	26	-	-
Total for Co.		170,514	30,755	5,603	3,028	209,900	-	481,590	-	893	374	-	2
Reilly, Chas. L.													
Oneida Silt Plant (B)	Schuyl.	63,416	-	-	-	63,416(a)(h)	-	-	-	131	16	-	-
T. F. Steele Coal Co.													
Coleraine (B)	Carbon	2,041	-	-	-	2,041(a)	-	-	-	243	49	-	-
Cranberry	Luzerne	55,094	3,757	2,225	419	61,495(i)	-	6,500	8,500	149	138	-	1
" Bank	"	372	-	-	-	372(j)	-	-	-	19	4	-	-
Harwood	"	11,600	2,510	500	159	14,769(j)	-	150	1,575	237	32	-	-
Weiss Stripping	"	30,732	15,212	1,472	162	47,578(j)	-	1,975	500	109	17	-	-
Oneida	Schuyl.	42,500	20,360	2,800	238	65,898(j)	-	28,575	13,500	239	126	-	1
" Stripping	"	30,300	14,500	500	109	45,209(i)	-	2,800	800	161	17	-	-
Total for Co.		172,439	56,339	7,497	1,087	237,362	-	40,000	24,875	983	-	-	2

SIXTEENTH DISTRICT, CONTINUED

Operators & collieries	County	Production - net tons					Total production	Pounds black powder used	Pounds dynamite used	Pounds permissible explosives used	Days worked	Empl- oves	Fatal acci- dents	Non-fatal dis- ability 60 days or more
		Shipped to market		Used at colliery		Total								
		By railroad	By truck	By local trade	for steam and heat									
Trader Horn Coal Co.	Lucerne	21,421	-	-	-	21,421(k)	-	-	-	183	15	-	-	
Silver Brook Bank	"	4,886	307	230	290	5,713(l)	-	-	-	74	33	-	-	
" Stripping	"	-	-	-	-	-	-	-	-	-	48	-	-	
Total for Co.		26,307	307	230	290	27,134								
Total for district		1,272,535	170,818	56,962	49,361	1,549,676		1,443,080	150,200		2102	6	20	

- (B) Breaker
- (a) Bank coal
- (b) Operated by T. F. Steele Coal Co. to 8-14-48.
- (c) Coal prepared at Hazleton Shaft breaker, Lehigh Valley C. Co., 18th dist.
- (d) See Cranberry Mine employees, under T. F. Steele Coal Co. Operated with the same number of employees.
- (e) Coal prepared at Spring Mountain breaker, Payne Coal Co., 16th dist.
- (f) 1,996 tons prepared at Hazleton Shaft breaker, 18th dist., the balance at Spring Mountain breaker
- (g) 3,096 tons prepared at Hazleton Shaft breaker, the balance at Spring Mountain breaker
- (h) 54,885 tons shipped to market without preparation, the balance prepared at Oneida Silt Plant
- (i) 23,720 tons prepared at Coleraine breaker, the balance at Hazleton Shaft breaker
- (j) Coal prepared at Coleraine breaker
- (k) 12,718 tons shipped to market without preparation, the balance prepared at S. Tamaqua Coal Pockets breaker, 19th dist.
- (l) 1,854 tons prepared at Coleraine, 3,617 tons at Audenried, of Glen Alden C. Co., 242 tons at Broadmont, of Broad Mountain Fuel Corp., 18th district

11 Operators in district	Deep mined coal	-	687,849 tons
28 Operations "	Stripping "	-	588,875 "
7 Mines "	Bank "	-	272,952

SEVENTEENTH DISTRICT

W. J. Clements, Inspector
25 Ruddle St., Coaldale, Pa.

Operators & collieries	County	Production - net tons					Total production	Pounds black powder used	Pounds dynamite used	Pounds permissible explosives used	Days worked	Empl- oves	Fatal acci- dents	Non-fatal dis- ability 60 days or more
Shipped to market		Used at colliery		Total										
By railroad	By truck	By local trade	for steam and heat											
Anthracite Enterprises, Inc.	Carbon	231,005	-	403	545	231,953 (a)	-	-	-	224	175	-	-	
Hauto (B)	"	-	-	-	-	-	-	-	-	-	-	-	-	
Lehigh Navigation Coal Co., Inc.	(Carbon)	293,588	56,525	18,016	7,350	375,479	-	349,350	139,500	257	757	-	-	
Coaldale (B)	(Schuylkill)	391,336	149,167	47,543	19,396	607,442	-	276,925	90,550	257	888	2	27	
" Stripping	Schuylkill	383,426	-	-	-	383,426	-	1,095,339	-	257	209	-	-	
" Bank	"	12,173	-	-	-	12,173	-	-	-	41	11	-	-	

Continued on next page
(a) Bank coal

SEVENTEENTH DISTRICT, CONTINUED

Operators & collieries	County	Production - net tons					Total production	Pounds black powder used	Pounds dynamite used	Pounds permissible explosives used	Days worked	Empl- oves	Fatal acci- dents	Non-fatal dis- ability 60 days or more
Shipped to market		Used at colliery		Total										
By railroad	By truck	By local trade	for steam and heat											
Lehigh Navigation (Contd)	Schuylkill	890,567	196,607	44,060	16,989	1,148,223	-	762,550	287,475	258	1755	2	21	
Tamaqua (B)	"	225,778	-	-	-	225,778	-	3,429,472	-	258	325	-	-	
" Stripping	"	85,355	-	-	-	85,355	-	-	-	246	34	-	-	
" Bank	"	-	-	-	-	-	-	-	-	-	-	-	-	
Total for Co.		2,282,223	402,299	109,619	43,735	2,837,876		5,913,636	517,525		3979	4	48	
Total for district		2,513,228	402,299	110,022	44,280	3,069,829		5,913,636	517,525		4154	4	48	

2 Operators in district	Deep mined coal	-	2,131,144 tons
7 Operations "	Stripping "	-	609,204 "
2 Mines "	Bank "	-	329,481

EIGHTEENTH DISTRICT

J. J. Shober, Inspector
227 W. Ridge St., Lansford, Pa.

Operators & collieries	County	Production - net tons					Total production	Pounds black powder used	Pounds dynamite used	Pounds permissible explosives used	Days worked	Empl- oves	Fatal acci- dents	Non-fatal dis- ability 60 days or more
Shipped to market		Used at colliery		Total										
By railroad	By truck	By local trade	for steam and heat											
Broad Mountain Fuel Corp.	Carbon	11,194	13,590	350	100	25,234(a)	-	78,600	-	128	51	-	1	
Broadmont (B)	"	-	-	-	-	-	-	-	-	-	-	-	-	
Fairclough Mining Corp.	"	-	1,065	-	-	1,065(b)	-	-	1,000	75	19	-	-	
Mine	"	-	8,607	-	-	8,607(b)	-	2,000	-	117	5	-	-	
Stripping	"	-	-	-	-	-	-	-	-	-	-	-	-	
Total for Co.		-	9,672	-	-	9,672		2,000	1,000		24	-	-	
Haddock Mining Co.	"	77,632	98,530	7,931	5,137	189,230	-	32,375	207,275	245	532	2	5	
Beaver Meadow (B)	"	67,426	-	-	-	67,426	-	32,250	-	263	68	-	-	
Stripping	"	-	-	-	-	-	-	-	-	-	-	-	-	
Total for Co.		145,058	98,530	7,931	5,137	256,656		64,625	207,275		600	2	5	
Lehigh Navigation Coal Co., Inc.	Carbon	906,894	-	192	34,984	942,070	-	616,325	227,552	256	1947	2	29	
Lansford (a)(B)	"	609,838	-	-	-	609,838	-	1,328,170	-	256	354	-	-	
Stripping	"	2,679	-	-	-	2,679	-	-	-	-	-	-	-	
Bank	"	-	-	-	-	-	-	-	-	-	-	-	-	
Total for Co.		1,519,411	-	192	34,984	1,554,587		1,944,495	227,552		2301	2	29	
Lehigh Valley Coal Co.	Lucerne	541,952	64,899	38,423	77,259	722,533	-	183,850	173,900	243	1577	1	19	
Hazleton Shaft (B)	"	141,322	16,923	10,019	2,942	171,206	-	214,255	-	256	86	-	-	
Stripping	"	29,677	3,554	2,104	1,179	36,514	-	-	-	217	13	-	-	
Bank	"	-	-	-	-	-	-	-	-	-	-	-	-	
Total for Co.		712,951	85,376	50,546	81,380	930,253		398,105	173,900		1676	1	19	

EIGHTEENTH DISTRICT, CONTINUED

Operators & collieries	County	Production - net tons				Total production	Pounds black powder used	Pounds dynamite used	Pounds permissible explosives used	Days worked	Empl- oves	Fatal acci- dents	Non-fatal dis- ability 60 days or more
		Shipped to market	Sold to	Used at	colliery								
		By railroad	By truck	local trade	for steam and heat								
Norvidas & Patrick Washery (W)	Carbon	18,964	-	-	-	18,964	-	-	-	145	8	-	-
Total for district		2,407,578	207,168	59,019	121,601	2,795,366	-	2,487,825	609,727		4660	5	54

(B) Breaker (a) Stripping coal
(W) Washery (b) Coal prepared at Coleraine breaker, T. F. Steele Coal Co., 16th district.
(c) Includes #2 & #3 Shafts (Neauehoning Colliery)

6 Operators in district	Deep mined coal	-	1,854,898 tons
12 Operations "	Stripping "	-	882,311 "
4 Mines	Bank "	-	58,157 "

NINETEENTH DISTRICT

T. A. Ryan, Inspector
1243 W. Norwegian St.
Pottsville, Penna.

Beckville Coal Co. Beckville (B)	Schuylkill	-	-	-	-	(a)	-	-	-	293	14	-	-
Breiner & Blew Stripping	"	6,800	1,752	-	-	8,552(b)	-	-	-	135	8	-	-
Brockton Coal Co. Brockton (B)	"	38,574	-	4,280	-	42,854(c)	-	-	2,800	207	83	-	-
Burke, Timothy Stripping (d)	"	8,880	3,200	608	-	12,688(e)	-	-	-	81	11	-	-
C. & D. Coal Co. Mine	"	2,200	1,200	-	-	3,400(b)	-	-	1,835	206	6	-	-
Coal Rain Coal Co. Mine	"	31,200	9,100	724	200	41,224(f)	-	13,500	9,675	191	60	-	-
Collitz Coal Co. Colitz (B)	"	-	-	-	-	15,700(a)	-	830,746	4,000	296	42	-	1
Stripping	"	-	-	-	-	157,522	-	-	-	296	72	-	-
Total for Co.		53,088	102,044	18,000	90	173,222	-	830,746	4,000		114	-	1
Confair Coal Co. Mine (d)	"	1,900	406	-	-	2,306(g)	-	-	1,100	144	6	-	-
Darkwater Coal Co. Wolf Creek (B)	"	-	-	-	-	(a)	-	-	-	204	8	-	2

NINETEENTH DISTRICT, CONTINUED

Operators & collieries	County	Production - net tons				Total production	Pounds black powder used	Pounds dynamite used	Pounds permissible explosives used	Days worked	Empl- oves	Fatal acci- dents	Non-fatal dis- ability 60 days or more
		Shipped to market	Sold to	Used at	colliery								
		By railroad	By truck	local trade	for steam and heat								
Eagle Hill Coal Co. Eagle Hill (B)	Schuylkill	-	-	-	-	28,000(c)	-	12,600	16,100	181	48	-	-
Stripping	"	-	-	-	-	54,400	-	-	-	94	26	-	1
Total for Co.		37,380	40,100	4,720	200	82,400	-	12,600	16,100		74	-	1
Glacier Coal Sales Co. Glacier (B)	"	-	-	-	-	(a)	-	-	-	149	37	-	-
Haddock Mining Co. Salem Hill (B)	"	-	-	-	-	29,654(c)	-	1,525	15,600	175	115	-	1
Bank	"	-	-	-	-	3,100	-	-	-	58	5	-	-
Total for Co.		27,420	-	5,200	134	32,754	-	1,525	15,600		120	-	1
Haven Coal & Supply Co. Haven (B)	"	38,075	-	-	-	38,075(h)	-	-	-	279	7	-	-
Hillside Coal Co. Hillside (B)	"	7,258	22,002	730	110	30,100(c)	-	-	-	308	23	-	-
Hollow Coal Co. Mine (k)	"	5,200	1,350	380	-	6,930(i)	-	640	760	222	9	-	-
Huss Contracting Co. Stripping	"	59,720	13,200	4,020	-	76,940(j)	-	241,570	-	160	51	1	-
Indian Run Coal Co. Indian Run (B)	"	-	-	-	-	(a)	-	-	-	270	18	-	-
Keller Coal Co. Mine	"	3,700	900	300	-	4,900(i)	-	-	2,900	288	5	-	-
K. M. F. Coal Service K. M. F. (B)	"	-	-	-	-	(a)	-	-	-	260	8	-	-
Linde & Son Stripping (l)	"	510	-	-	-	510(i)	-	-	-	34	6	-	-
Lohb Coal Co. Pine Ridge (B)	"	28,657	-	600	-	29,257(c)	-	2,200	12,550	223	72	-	1
Matleska Coal Co. Mine	"	2,920	989	237	-	4,146(i)	-	-	2,110	284	7	-	-
Millard Coal Co. Mine	"	6,680	2,170	750	-	9,600(m)	-	-	9,000	264	14	-	-
Miller Contracting Co. Stripping (n)	"	6,200	3,400	1,200	-	10,800(o)	-	-	-	88	21	-	-
Mt. Laffee Coal Co. Mine	"	1,100	7,800	210	-	9,110(g)	-	-	5,200	252	10	-	-

NINETEENTH DISTRICT, CONTINUED

Operators & collieries	County	Production - net tons					Pounds black powder used	Pounds dynamite used	Pounds permiss- ible ex- plosives used	Days worked	Empl- oyes	Fatal acci- dents	Non-fatal accidents dis- ability 60 days or more
		Shipped to market		Sold to local trade	Used at colliery for steam and heat	Total production							
		By railroad	By truck										
Mountain Top Coal Co.	Schuylkill	-	-	-	-	(a)	-	-	277	63	-	-	
Carbon (B)	"	-	-	-	-	-	-	-	277	131	1	-	
Stripping	"	-	-	-	236,226	-	41,000	13,000	277	131	1	-	
Bank	"	-	-	-	40,759	-	-	-	267	10	-	-	
Total for Co.		145,400	130,779	696	110	276,985	-	41,000	13,000	204	1	-	
Peach Mountain Coal Co.	"	1,510	790	530	-	2,830(e)	-	-	790	159	7	-	
Mine (q)	"	-	-	-	-	-	-	-	-	-	-	-	
Penna Coal Co.	"	98,964	-	8,575	-	107,539(c)	-	9,200	12,700	281	31	-	
Penna (B)	"	-	-	-	-	-	-	-	-	-	-	-	
Philadelphia & Reading Coal & Iron Co.	"	-	-	-	-	217,153(g)	-	169,400	105,050	274	219	-	
Newkirk Tunnel	"	-	-	-	-	209,618(c)	-	72,115	113,131	263	526	2	
Oak Hill (B)	"	-	-	-	-	884,846(t)	-	2,635,122	-	266	497	2	
" Stripping	"	-	-	-	-	78,392(t)	-	-	-	263	33	-	
" Bank	"	-	-	-	-	6,354(t)	-	-	-	-	-	-	
" Silt Bank	"	-	-	-	-	195,093(e)	-	458,400	-	164	80	1	
Reevesdale Stripping (r)	"	-	-	-	-	-	-	-	-	-	-	-	
Total for Co.		1,146,694	342,399	91,369	10,994	1,591,456	-	3,325,037	218,181	1355	5	17	
Repplier Coal Co.	"	-	-	-	-	117,836(c)	-	52,425	52,525	189	274	-	
New Castle (B)	"	-	-	-	-	166,752	-	171,578	-	196	80	-	
" Stripping	"	-	-	-	-	19,478	-	-	-	85	7	-	
" Bank	"	-	-	-	-	-	-	-	-	-	-	-	
Total for Co.		197,308	98,899	6,778	1,081	304,066	-	224,003	52,525	361	-	2	
Salem Hill Coal Co.	"	-	-	-	-	9,300(c)	-	450	8,125	46	(v)	-	
Salem Hill (B) (u)	"	-	-	-	-	3,266	-	-	-	46	12	-	
Stripping	"	-	-	-	-	-	-	-	-	-	-	-	
Total for Co.		9,174	-	3,355	37	12,566	-	450	8,125	12	-	-	
Schoener Stripping Co.	"	2,110	1,300	190	-	3,600(b)	-	-	-	56	15	-	
Stripping (w)	"	-	-	-	-	-	-	-	-	-	-	-	
Sheva Coal Co.	"	470	380	60	-	910(g)	-	-	390	62	9	-	
Mine (w)	"	-	-	-	-	-	-	-	-	-	-	-	
S. & J. Coal Co.	"	2,100	4,920	162	-	7,182(e)	-	-	4,900	166	17	-	
Mine (x)	"	-	-	-	-	-	-	-	-	-	-	-	
Spaniard, Lewis	"	4,100	2,500	560	-	7,160(i)	-	-	-	70	12	-	
Stripping (k)	"	-	-	-	-	-	-	-	-	-	-	-	
Stefonick & Falkovitch	"	108,950	25,320	10,100	-	144,370(y)	-	411,400	-	250	44	-	
Stripping	"	-	-	-	-	-	-	-	-	-	-	-	

NINETEENTH DISTRICT, CONTINUED

Operators & collieries	County	Production - net tons					Pounds black powder used	Pounds dynamite used	Pounds permiss- ible ex- plosives used	Days worked	Empl- oyes	Fatal acci- dents	Non-fatal accidents dis- ability 60 days or more
		Shipped to market		Sold to local trade	Used at colliery for steam and heat	Total production							
		By railroad	By truck										
St. Clair Coal Co.	Schuylkill	-	-	-	-	189,237(c)	-	4,638	134,850	284	658	2	
St. Clair (B)	"	-	-	-	-	207,733	-	917,306	-	284	95	3	
Stripping	"	-	-	-	-	337,232	-	-	-	282	21	-	
Bank	"	-	-	-	-	-	-	-	-	-	-	-	
Total for Co.		591,382	116,932	20,776	5,112	734,202	-	921,944	134,850	774	2	9	
Susan Coal Co.	"	3,320	5,190	1,270	-	9,780(z)	-	-	5,980	278	7	-	
Mine	"	-	-	-	-	-	-	-	-	-	-	-	
Tamaqua Coal Pockets	"	3,228	14,281	-	-	17,509(h)	-	-	-	186	7	-	
Tamaqua (B)	"	-	-	-	-	-	-	-	-	-	-	-	
Winton Coal Co.	"	-	-	-	-	-	-	-	-	-	-	-	
Myrtle (B)	"	-	-	-	-	(a)	-	-	-	251	24	-	
Stripping	"	-	-	-	-	67,081	-	2,050	-	251	19	-	
Bank	"	-	-	-	-	24,463	-	-	-	251	17	-	
Total for Co.		88,241	3,213	-	90	91,544	-	2,050	-	502	60	-	
Total for district		2,778,413	956,516	186,380	18,158	3,931,467	-	6,047,865	535,071	3707	9	34	

- (B) Breaker
- (a) Preparation only
- (b) Coal prepared at Salem Hill breaker
- (c) Mine coal
- (d) Discontinued operation in June
- (e) Coal prepared at Eagle Hill breaker
- (f) " " " Glacier " "
- (g) " " " Indian Run " "
- (h) Bank coal
- (i) Coal prepared at Colitz breaker
- (j) 22,632 tons prepared at Salem Hill breaker, the balance at Westwood breaker, 25th district
- (k) Discontinued operation in October
- (l) " " " February
- (m) Coal prepared at Penna breaker
- (n) Discontinued operation in May
- (o) Coal prepared at New Castle breaker, Repplier Coal Co.
- (p) Stripping coal
- (q) Discontinued operation in July
- (r) " " " August
- (s) Coal prepared at St. Nicholas breaker, P. & R. C. & I. Co., 20th D.
- (t) 168,591 tons prepared at St. Nicholas breaker, 20th district, and 59,299 tons at Westwood breaker, Stevens C. Co., 25th dist.
- (u) Operated by Haddock Mining Co. to October 1
- (v) See Haddock employees, operated with same number
- (w) Discontinued operation in March
- (x) " " " September
- (y) Coal prepared at various breakers
- (z) " " " Weston " " , Locust C. Co., 20th district

40 Operators in district
 57 Operations " Deep mined coal - 1,128,566 tons
 21 Mines " Stripping " - 2,237,539 "
 " " Bank " - 565,362 "

J. H. Morgan, Inspector
325 Washington St.
Frackville, Penna.

TWENTIETH DISTRICT

Operators & collieries	County	Production - net tons				Total production	Pounds black powder used	Pounds dynamite used	Pounds permissible explosives used	Days worked	Empl-oyes	Fatal acci-dents	Non-fatal accidents 60 days or more
		Shipped to market		Sold to local trade	Used at colliery for steam and heat								
		By railroad	By truck										
Alessi Coal Co. Mine (b)	Schuylkill	1,150	672	95	107	2,024(a)	-	150	750	77	7	-	-
Altamont Coal Co. Breaker (B)	"	8,428	250	75	-	8,753(c)	-	-	-	297	6	-	-
Atkins Coal Co. Breaker (B)	"	60,729	21,178	1,055	-	82,962(c)	-	-	-	291	13	-	-
Bernotsky Coal Co. Mine	"	4,190	-	252	27	4,469(d)	-	250	1,200	248	6	-	-
Charnick Coal Co. Mine	"	1,233	721	102	115	2,171(a)	-	-	3,500	213	7	-	-
Chesla Coal Co. Mine (e)	"	897	525	74	84	1,580(a)	-	-	925	141	5	-	-
Drift Coal Co. Mine (f)	"	3,231	1,889	267	301	5,688(a)	-	2,000	5,000	149	17	-	-
Engle Coal Co. Mine	"	2,700	-	162	18	2,880(d)	-	300	900	238	7	-	1
Englewood Coal Co. Breaker (B)	"	5,200	-	800	-	6,000(c)	-	-	-	259	5	-	-
Gilberton Coal Co. Mine	"	-	-	-	-	-	-	-	-	269	114	-	1
Gilberton (B)	"	-	-	-	-	-	-	-	-	269	47	-	-
Merry Stripping)	"	-	-	-	-	-	-	200	-	269	16	-	-
Lawrence)	"	-	-	-	-	-	-	-	-	269	13	-	-
Lawrence Banks Mine Coal (purchased)	"	7,185	4,129	594	670	12,648	-	-	-	-	-	-	-
Total for Co.		77,311	45,186	6,396	7,214	136,107	-	5,700	-	-	190	-	1
Gownley Coal Co. Mine (g)	"	1,415	-	-	-	1,415(h)(1)	-	-	-	12	8	-	-
Grochowsky Coal Co. Mine	"	3,922	2,293	325	365	6,905(a)	-	300	7,500	256	9	-	-
Gulbinsky Coal Co. Mine	"	3,698	2,162	306	345	6,511(a)	-	200	2,250	305	7	-	-
Harris Coal Co. Mine	"	2,368	-	142	15	2,525(d)	-	200	1,150	219	5	1	-
Klimas Bros. Coal Co. Mine	"	15,507	-	933	99	16,539(d)	-	1,525	11,750	223	20	-	-
Kollis Coal Co. Mine	"	2,969	-	179	19	3,167(d)	-	-	1,200	241	5	-	-

TWENTIETH DISTRICT, CONTINUED

Operators & collieries	County	Production - net tons				Total production	Pounds black powder used	Pounds dynamite used	Pounds permissible explosives used	Days worked	Empl-oyes	Fatal acci-dents	Non-fatal accidents 60 days or more
		Shipped to market		Sold to local trade	Used at colliery for steam and heat								
		By railroad	By truck										
Kohinoor Coal Co. Mine (B)	Schuylkill	-	-	-	-	-	-	-	-	243	61	-	-
Kingston Stripping Bank	"	37,817	-	115	76	38,008	-	3,050	425	243	53	1	-
Total for Co.		120,842	-	420	363	121,625	-	-	-	-	-	-	-
Kovalick Coal Co. Mine	"	158,659	-	535	439	159,633	-	3,050	425	-	114	1	-
Kurchock Contr'g. Co. Wm. Penn Bank	"	2,728	-	164	17	2,909(d)	-	200	1,400	259	5	-	-
Locust Coal Co. Mine (B)	"	5,287	-	-	-	5,287(h)	-	-	-	42	8	-	-
Weston (B)	"	426,472	-	28,564	3,062	458,098(c)	-	2,225	338,050	260	768	1	7
Bazley Stripping	"	128,334	-	8,595	922	137,851(d)	-	484,252	-	260	84	-	-
Lubrecht	"	8,344	-	-	-	8,344(d)	-	5,605	-	260	17	-	-
Bank (Kurchock)	"	85,249	-	5,710	612	91,571(d)	-	-	-	260	38	-	-
Total for Co.		648,399	-	42,869	4,596	695,864	-	492,082	338,050	-	907	1	7
Mallio Coal Co. Mine	"	5,034	2,942	417	470	8,863(a)	-	1,500	5,075	261	10	-	-
Melusky Coal Co. Mine	"	989	-	60	6	1,055(d)	-	150	700	232	6	-	-
Paisley Trucking Co. Wm. Penn Bank (j)	"	3,667	-	-	-	3,667(h)	-	-	-	50	8	-	-
Philadelphia & Reading Coal & Iron Co. Mine	"	422,888	65,925	47,166	47,498	583,477(c)(k)	-	114,775	249,450	254	1317	3	30
Maple Hill Bank	"	4,162	649	464	-	5,275(k)	-	-	-	18	(1)	-	-
Shenandoah Stripping	"	396,659	61,837	44,241	-	502,737(k)	-	3,592,556	-	269	372	-	2
St. Nicholas Bank	"	253,054	39,449	28,224	-	320,727(k)	-	-	-	268	30	-	-
St. Nicholas Breaker	"	-	-	-	-	-	-	-	-	257	220	-	-
Total for Co.		1,076,763	167,860	120,095	47,498	1,412,216	-	3,707,331	249,450	-	1939	3	32
Pronio Coal Co. Mine	"	2,404	-	145	15	2,564(d)	-	200	1,100	237	6	-	-
Reading Briquet Co. Briquet Plant (e)	"	280,000	-	-	-	280,000(m)	-	-	-	241	66	-	-
Reilly Construction Co. Silt Bank (g)	"	10,140	-	-	-	10,140(n)	-	-	-	101	24	-	-
Sarra Coal Co. Mine	"	2,749	1,607	227	256	4,839(a)	-	400	1,680	236	7	-	-

TWENTIETH DISTRICT, CONTINUED

Operators & collieries	County	Production - net tons					Pounds black powder used	Pounds dynamite used	Pounds permiss- ible ex- plosives used	Days worked	Empl- oves	Fatal acci- dents	Non-fatal dis- ability 60 days or more
		Shipped to market		Used at		Total production							
		By railroad	By truck	Sold to local trade	Used at colliery for steam and heat								
Seltzer Coal Co. Breaker (B)	Schuyl.	10,000	-	1,000	500	11,500(i)	-	-	167	8	-	-	
Sergynsky Coal Co. Mine	"	5,406	-	325	35	5,766(d)	-	400	1,200	268	9	-	
Snowshoe Coal Co. Mine	"	529	83	59	-	671(k)	-	-	800	92	6	-	
Stauffer Coal Co. Mine	"	2,176	-	131	14	2,321(d)	-	-	1,750	160	11	-	
Total for district		2,409,878	247,368	177,190	62,555	2,896,991	-	4,215,938	637,755	3,451	6	41	

- (B) Breaker
- (a) Coal prepared at Gilberton Breaker
- (b) Discontinued operation in June
- (c) Mine coal
- (d) Coal prepared at Weston breaker, Locust Coal Co.
- (e) Discontinued operation in August
- (f) " " " " September
- (g) " " " " July
- (h) Coal prepared at Morea breaker, Morea-New Boston Breaker Corp., 26th district
- (i) Bank coal
- (j) Discontinued operation in April
- (k) Coal prepared at St. Nicholas breaker, P. & R. C. & I. Co.
- (l) Included with Maple Hill mine employes
- (m) Coal prepared at St. Nicholas briquet plant
- (n) Sold unprepared

32 Operators in district
 45 Operations " " Deep mined coal - 1,515,385 tons
 24 Mines " " Stripping " - 730,095 "
 Bank " - 651,511 "

TWENTY-FIRST DISTRICT

H. Hilbert, Inspector
 1919 W. Market St., Pottsville, Pa.

Adelphi Coal Mining Co. Washery	Schuyl.	115,014	-	-	-	115,014	-	-	163	26	-	-
Blackwood Coal Co. Blackwood Mine (B)	"	2,326	-	257	-	2,583	-	1,000	141	73	-	1
Stripping	"	44,807	-	4,422	-	49,229	-	-	130	12	-	-
Bank	"	6,061	-	673	-	6,734	-	-	33	11	-	-
Total for district		53,194	-	5,352	-	58,546	-	1,000	96	96	-	1
Borelli Coal Co. Mine	Schuyl.	6,400	6,440	-	-	12,840(a)	-	-	12,000	234	10	-

TWENTY-FIRST DISTRICT, CONTINUED

Operators & collieries	County	Production - net tons					Pounds black powder used	Pounds dynamite used	Pounds permiss- ible ex- plosives used	Days worked	Empl- oves	Fatal acci- dents	Non-fatal dis- ability 60 days or more
		Shipped to market		Used at		Total production							
		By railroad	By truck	Sold to local trade	Used at colliery for steam and heat								
Bosack Coal Co. Bosack (B)	Schuyl.	15,320	14,247	-	-	29,567(b)	-	5,000	25,000	220	38	-	
Branch Coal Corp. Branch (B) (c)	"	22,939	-	3,652	-	26,591(b)	-	3,600	4,800	65	41	-	
B. & W. Coal Co. B. & W. (B)	"	-	11,886	2,000	-	13,886(b)	-	-	550	264	6	-	
Chornack Bros. Mine	"	-	920	-	-	920(a)	-	-	800	57	5	-	
Dantas, Alfred Mine	"	10,250	1,139	-	-	11,389(d)	-	1,200	10,000	285	10	-	
D. & B. Coal Co. D. & B. (B)	"	19,203	4,733	-	-	23,936(b)	-	2,500	4,300	257	36	-	
Stripping (e)	"	9,948	3,262	-	-	13,210	-	-	-	137	10	-	
Bank (f)	"	567	193	-	-	760	-	-	-	41	4	-	
Total for Co.		29,718	8,188	-	-	37,906	-	2,500	4,300	50	-	-	
Dowdowntown Coal Co. Breaker (B) (g)	"	-	28,007	5,400	-	33,407(b)	-	-	-	295	9	-	
Falls Coal Co. Mine	"	-	4,444	200	-	4,644(a)	-	-	1,450	263	10	1	
Farley-Laychack Coal Co. Mine	"	10,500	12,000	428	-	22,928(h)	-	25	8,075	286	14	-	
Fegley & Tretter Coal Co. Mine	"	2,580	2,208	-	-	4,788(a)	-	450	4,800	112	9	-	
Gontarchick Bros. Mine	"	2,410	1,205	-	-	3,615(a)	-	-	3,000	282	5	-	
Greisel, Luke Stripping	"	9,950	1,640	-	-	11,590(h)	-	-	-	196	10	-	
G. W. B. Coal Co. Mine	"	2,200	4,288	-	-	6,488(a)	-	550	6,000	268	10	2	
Herb Austin & Co. Mine	"	-	3,257	-	-	3,257(a)	-	-	6,000	292	6	-	
Herb & Reed Coal Co. Mine	"	11,400	2,020	-	-	13,420(i)	-	-	6,500	296	7	-	
Hoffman Bros. Stripping	"	32,466	3,608	-	-	36,074(a)	-	23,500	-	283	14	-	
Indian Head Coal Co. Indian Head (B)	"	174,222	32,463	2,435	531	209,651(b)	-	63,700	134,025	240	435	7	
Stripping	"	125,035	23,809	2,080	461	151,385	-	728,010	-	201	80	-	
Total for Co.		299,257	56,272	4,515	992	361,036	-	791,710	134,025	515	-	7	

TWENTY-FIRST DISTRICT, CONTINUED

Operators & collieries	County	Production - net tons				Total production	Pounds black powder used	Pounds dynamite used	Pounds permissible explosives used	Days worked	Empl-oyes	Fatal accidents	Non-fatal accidents 60 days or more
		Shipped to market		Sold to local trade	Used at colliery for steam and heat								
		By railroad	By truck										
Kreiser Coal Co. Mine	Schuyl.	3,020	1,125	-	-	4,145(a)	-	-	1,200	264	10	-	
Lehman, Marlin Mine	"	3,040	1,126	-	-	4,166(i)	-	-	6,500	256	7	-	
Lengle, Luther Mine	"	2,200	597	-	-	2,797(i)	-	-	1,500	227	8	-	
Live Oak Coal Co. Breaker (B) (g)	"	20,429	26,200	2,349	-	48,978(b)	-	-	-	286	10	-	
Macario, John Mine	"	6,712	788	206	20	7,726(j)	-	450	1,800	236	10	1	
McHale & Santor Stripping	"	9,520	1,206	-	-	10,726(k)	-	5,500	-	201	12	-	
Morgan, Irving Stripping	"	7,200	2,734	-	-	9,934(l)	-	2,000	-	239	15	-	
M. & S. Coal Co. Primrose Stripping	"	145,350	9,836	4,925	800	160,911(b)(m)	-	29,000	39,900	230	246	1	
		10,800	1,790	-	-	12,590(m)	-	-	-	230	16	5	
Total for Co.		156,150	11,626	4,925	800	173,501	-	29,000	39,900	262	1	5	
M. V. M. Coal Co. Mine	"	-	3,328	-	-	3,328(a)	-	-	2,400	180	6	-	
Phoenix Coal Co. Phoenix (B) Stripping	"	168,073	20,151	5,265	521	194,010(b)	-	10,050	80,050	236	368	-	
		14,262	1,674	437	43	16,416	-	550	1,750	160	16	4	
Total for Co.		182,335	21,825	5,702	564	210,426	-	10,600	81,800	384	-	4	
Reininger Coal Co. Mine	"	9,765	1,600	259	36	11,660(d)	-	-	20,750	238	20	-	
Renninger, Howard Mine	"	5,972	664	-	-	6,636(d)	-	500	7,600	267	8	-	
Rickert Bros. Mine	"	5,120	1,264	-	-	6,384(i)	-	-	5,500	265	5	-	
Rowbottom, James Mine	"	2,410	1,230	-	-	3,640(j)	-	-	3,500	238	5	-	
Rushanan & Sons Mine	"	5,400	1,224	-	-	6,624(a)	-	250	2,800	268	7	-	
Salem, James Mine	"	3,420	934	-	-	4,354(a)	-	1,800	4,860	265	5	-	
Sanchez Constr'n. Co. Stripping	"	9,560	466	-	-	10,026(k)	-	4,800	-	211	12	-	

TWENTY-FIRST DISTRICT, CONTINUED

Operators & collieries	County	Production - net tons				Total production	Pounds black powder used	Pounds dynamite used	Pounds permissible explosives used	Days worked	Empl-oyes	Fatal accidents	Non-fatal accidents 60 days or more
		Shipped to market		Sold to local trade	Used at colliery for steam and heat								
		By railroad	By truck										
Schrader Coal Co. Breaker (B)	Schuyl.	-	-	-	-	-	-	-	-	150	33	-	
Sherman Mtn. Coal Co. Mine	"	2,200	2,588	-	-	4,788(a)	-	1,000	3,600	210	8	-	
Silverton Coal Co. Breaker (B)	"	40,766	2,000	-	-	42,766(n)	-	-	-	201	19	-	
Swatara Coal Co. Breaker (B)	"	84,296	10,612	-	-	94,908(b)(g)	-	-	-	280	16	-	
Tracy-Diamond Mng. Co. Mine	"	19,200	4,500	500	80	24,280(a)	-	-	7,500	180	35	-	
T. & T. Constr'n. Co. Bank	"	21,300	4,505	-	40	25,845(i)	-	-	-	263	9	-	
Wertz, Elmer Mine	"	2,520	1,350	-	-	3,870(o)	-	-	4,000	113	14	-	
Williams Stripping Co. Stripping	"	75,600	4,019	-	-	79,619(o)	-	217,425	-	239	93	-	
Witcoski, Tallie Breaker (B)	"	-	17,336	-	-	17,336(b)(g)	-	-	-	225	7	-	
Zerbe & Griffith Mine	"	-	14,589	-	-	14,589(a)	-	900	3,300	283	10	-	
Total for district		1,301,733	301,205	35,488	2,532	1,640,958	-	1,102,760	426,810	1921	1	21	

- (B) Breaker
- (a) Coal prepared at various breakers
- (b) Mine coal
- (c) Discontinued operation in August
- (d) Coal prepared at Indian Head breaker
- (e) Discontinued operation in June
- (f) " " " April
- (g) Preparation plant only. Prepares coal from small mines
- (h) Coal prepared at Live Oak breaker
- (i) " " Westwood " , Stevens Coal Co., 25th district
- (j) " " Phoenix " "
- (k) " " Blackwood " "
- (l) " " Salem Hill " , 19th district
- (m) " " Schrader " "
- (n) Bank coal
- (o) Coal prepared at Pine Ridge breaker, Lohb Coal Co., 19th district

38 Operators in district
 54 Operations " (Mine, Strip, Bank, Breaker)
 33 Mines " "

Deep mined coal - 1,049,040 tons
 Stripping " - 400,799 "
 Bank " - 191,119 "

TWENTY-SECOND DISTRICT

R. O. Schneider, Inspector
216 N. Ninth St.
Ashland, Penna.

Operators & collieries	County	Production - net tons					Total production	Pounds black powder used	Pounds dynamite used	Pounds permissible explosives used	Days worked	Empl- oves	Fatal acci- dents	Non-fatal ability 60 days or more
		Shipped to market		Used at		Total								
		By railroad	By truck	to local trade	to colliery for steam and heat									
Barzak Coal Co. Mine	Schuyl.	1,994	-	-	-	1,994(a)	-	-	1,325	251	5	-	-	
Bender Coal Co. Mine	"	2,441	-	-	-	2,441(b)	-	-	1,625	238	5	-	-	
Big Buck Coal Co. Mine	"	11,206	-	-	-	11,206(c)	-	-	7,950	209	11	-	-	
Centralia Mining Co. (B)	Columbia	92,998	27,574	1,020	-	121,592(d)(e)	-	177,530	5,100	244	148	-	3	
Stripping Bank	"	115,652	-	-	-	115,652	-	-	-	244	18	-	-	
	"	25,567	-	-	-	25,567	-	-	-	195	10	-	-	
Total for Co.		234,217	27,574	1,020	-	262,811	-	177,530	5,100		176	-	3	
Columbia Coal Co. (B)	Schuyl.	8,303	-	-	-	8,303(d)(e)	-	-	-	151	17	-	-	
Stripping	"	6,709	-	7,606	-	14,315	-	150	-	151	21	-	-	
Total for Co.		15,012	-	7,606	-	22,618	-	150	-		38	-	-	
C. Q. & W. Coal Co. Mine	Columbia	11,688	-	-	-	11,688(f)	-	-	8,200	250	19	1	1	
Dyssel Coal Co. Mine	Schuyl.	8,426	-	-	-	8,426(a)	-	-	5,600	261	10	-	-	
Fisher Coal Co. Fisher Washery (W)	"	4,137	-	-	-	4,137	-	-	-	145	3	-	-	
B. Frank Fisher Washery	" (W)	46,896	-	-	-	46,896	-	-	-	348	9	-	-	
Total for Co.		51,033	-	-	-	51,033	-	-	-		12	-	-	
Gilberton Coal Co. Packer No. 5 (d)	"	90,911	49,332	705	-	140,948(a)	-	90,000	87,650	266	342	-	5	
Hammond Coal Co. (B)	"	190,119	79,870	14,489	28,566	313,044(d)(e)	-	103,225	243,875	234	669	-	11	
Stripping	"	72,285	-	-	-	72,285	-	345,754	1,850	234	76	-	-	
Bank	"	27,663	-	-	-	27,663	-	-	-	234	6	-	-	
Total for Co.		290,067	79,870	14,489	28,566	412,992	-	448,979	245,725		751	-	11	
Hazle Brook Coal Co. Continental	Columbia	175,759	54,111	40,038	2,296	272,204(g)(d)	-	92,150	212,300	248	500	-	5	
Stripping	"	67,400	-	-	573	67,973(g)	-	23,390	-	248	26	-	-	
Mid Valley (B)	"	-	-	-	-	-	-	-	-	252	114	-	1	
Total for Co.		243,159	54,111	40,038	2,869	340,177	-	115,540	212,300		640	-	6	
Hill Vue Coal Co. Hill Vue	(B) Schuyl.	4,536	-	-	-	4,536(e)	-	-	-	273	5	-	-	

TWENTY-SECOND DISTRICT, CONTINUED

Operators & collieries	County	Production - net tons					Total production	Pounds black powder used	Pounds dynamite used	Pounds permissible explosives used	Days worked	Empl- oves	Fatal acci- dents	Non-fatal ability 60 days or more
		Shipped to market		Used at		Total								
		By railroad	By truck	to local trade	to colliery for steam and heat									
Jonathan Coal Co. Barry Washery (W)	Schuyl.	14,033	-	-	-	14,033	-	-	-	277	9	-	-	
Kendricks Coal Co. Mine (h)	"	2,446	-	-	-	2,446(1)	-	-	1,625	174	6	-	-	
Kudricks Coal Co. Mine (j)	"	2,108	-	-	-	2,108(b)	-	-	1,500	207	5	-	-	
Mammoth Coal Co. (B)	"	-	-	-	-	-	-	-	-	178	66	-	1	
Raven Hill Stripping Bank	"	179,188	-	213	435	179,836	-	1,245,060	-	262	136	-	-	
	"	9,257	-	-	-	9,257	-	-	-	63	12	-	-	
Total for Co.		188,445	-	213	435	189,093	-	1,245,060	-		214	-	1	
Martinez & Broderick Stripping	Columbia	103,730	-	-	-	103,730(k)	-	5,000	-	293	75	-	1	
North Basin Coal Co. Mine	Schuyl.	5,603	-	-	-	5,603(c)	-	6,700	-	208	14	-	-	
Oribe Coal Co. Mine	Columbia	7,798	-	-	-	7,798(1)	-	-	3,200	265	19	-	-	
Otto Collieries Co. Oakland (B)	Schuyl.	-	-	-	-	-	-	-	-	262	140	1	-	
Bank	"	13,554	-	-	1,500	15,054	-	-	-	135	98	-	-	
Total for Co.		13,554	-	-	1,500	15,054	-	-	-		238	1	-	
Philadelphia & Reading Coal & Iron Co. Hunter Tunnel	"	37,119	-	-	-	37,119(m)	-	19,225	23,350	262	85	-	-	
" Stripping	"	86	-	-	-	86(m)	-	-	-	13	11	-	-	
Bast Stripping	"	187,773	-	-	-	187,773(m)	-	963,435	-	262	76	-	-	
Bancroft Stripping (n)	"	35,511	-	-	-	35,511(a)	-	71,600	-	127	36	-	-	
Potts Mine (Columbia)	(Schuyl.)	237,969	-	-	35,383	273,352(p)(q)	-	186,150	104,775	247	374	-	17)	
" Stripping	Northumbd.	307,950	-	-	-	307,950(p)	-	438,079	-	254	74	-	-	
" Bank	Columbia	169,572	-	-	-	169,572(o)	-	-	-	243	19	-	-	
Keystone Bank	"	4,759	-	-	-	4,759(m)	-	-	-	23	10	-	-	
Total for Co.		980,739	-	-	35,383	1,016,122	-	1,678,489	128,125		881	-	17	
Pine Ridge Mining Co. Millersville (B)	Schuyl.	38,279	3,506	300	100	42,185(d)(e)	-	-	-	299	45	1	-	
Banks	"	94,709	-	-	-	94,709	-	-	-	299	20	-	-	
Total for Co.		132,988	3,506	300	100	136,894	-	-	-		65	1	-	

TWENTY-SECOND DISTRICT, CONTINUED

Operators & collieries	County	Production - net tons					Pounds black powder used	Pounds dynamite used	Pounds permissible explosives used	Days worked	Empl- oves	Fatal acci- dents	Non-fatal dis- ability 60 days or more
		Shipped to market		Sold to colliery		Total production							
		By railroad	By truck	By local trade	Used at for steam and heat								
Raven Run Coal Co.													
Germantown	(Columbia Northumbd. Schuylkill)	371,060	-	-	3,140	289,406(g)	65,747(g)	-	359,825	74,850	258	415	1
" Stripping	(Columbia Schuylkill)	92,912	-	-	786	19,047(g)	82,239(g)	-	338,065	-	258	28	62
Total for Co.		463,972	-	-	3,926	467,898	11,459(g)	-	697,890	74,850	258	10	-
Susquehanna Colls. Div.													
M. A. Hanna Co.													
Logan Stripping	Columbia	160,146	-	-	-	160,146(r)	-	-	105,050	-	237	68	-
Swilp Coal Co.													
Mine	Schuyl.	6,380	-	-	-	6,380(a)	-	-	-	4,250	262	11	-
Tarrone Coal Co.													
Stripping	"	29,765	-	-	-	29,765(i)	-	-	-	2,000	295	15	-
Wentzel Coal Co.													
Mine	Columbia	4,563	-	-	-	4,563(B)	-	-	-	3,050	178	11	-
Zimmerman Coal Co.													
Stripping	Schuyl.	26,056	-	-	-	26,056(i)	-	-	-	-	280	20	-
Total for district		3,107,016	214,393	64,371	72,779	3,458,559	-	-	4,570,388	794,075	4277	5	48

- (B) Breaker
- (W) Washery
- (a) Coal prepared at Gilberton breaker, 20th district
- (b) " " Hammond " "
- (c) " " Raven Hill " , Mammoth Coal Co.
- (d) Mine coal
- (e) Includes production from small mines in district
- (f) Coal prepared at Centralia breaker
- (g) " " Mid Valley " , Hazle Brook Coal Co.
- (h) Discontinued operation in September
- (i) Coal prepared at Natalie breaker (24th) and Morea-New Boston breaker, 26th district
- (j) Discontinued operation in November
- (k) Coal prepared at Millersville breaker, Pine Ridge Mng. Co., and Natalie breaker, 24th district
- (l) Coal prepared at Centralia and Millersville breakers
- (m) " " Oakland breaker, Otto Collieries Co.
- (n) Discontinued operation in August
- (o) Coal prepared at Oakland (22nd) and Locust Summit breaker, 23rd dist.
- (p) " " " " " "
- (q) 95,137 tons mined in Schuylkill County and 178,215 tons in Columbia
- (r) Coal prepared at Glen Burn breaker, M. A. Hanna Co., 24th district
- (s) " " Columbia " " "

28 Operators in district	Deep mined coal	-	1,652,136 tons
48 Operations " (Mine, Strip, Bank, Breakers)	Stripping " "	-	1,394,776 "
17 Mines " "	Bank " "	-	411,647 "

TWENTY-THIRD DISTRICT

Operators & collieries	County	Production - net tons					Pounds black powder used	Pounds dynamite used	Pounds permissible explosives used	Days worked	Empl- oves	Fatal acci- dents	Non-fatal dis- ability 60 days or more
		Shipped to market		Sold to colliery		Total production							
		By railroad	By truck	By local trade	Used at for steam and heat								
J. P. Brophy, Inspector													
422 W. Third St.													
Mt. Carmel, Pa.													
Beadle (Malvin) & Son	Northumbd.	73,525	-	-	-	73,525(a)	-	-	-	156	12	-	
Penna. Silt Bank													
Brass Coal Co.	"	3,000	1,500	152	-	4,652(b)	-	-	12,000	227	9	-	
Mine													
Cullen Coal Co.	"	-	135,825	-	-	135,825(o)	-	-	-	366	8	-	
Richards Silt Bank													
Elgin & Moleski	"	3,000	192	-	-	3,192(d)	-	-	800	247	6	-	
Mine													
Exchange Coal Co.	"	13,200	-	3,000	-	16,200(e)	-	-	-	250	6	-	
Breaker (B)													
Fetterman & Co.	"	2,646	150	-	-	2,796(f)	-	-	550	231	6	-	
Mine													
Garcia & Co.	"	2,565	150	-	-	2,715(g)	-	3,200	-	208	6	-	
Mine (h)													
Greeco Coal Co.	"	10,000	-	100	-	10,100(e)	-	-	-	242	6	-	
Breaker (B)													
Ibanez & Co.	"	6,200	1,600	187	-	7,987(b)	-	-	6,275	267	7	-	
Mine													
Little-Chickora Co.	"	19,299	-	-	-	19,299(a)	-	-	-	68	10	-	
Penna. Silt Bank													
Natalie Coal Corp.	"	18,300	-	2,800	213	21,313(e)	-	-	22,600	158	91	-	
Natalie (B)													
Stripping	"	7,910	-	1,270	87	9,267(g)	-	500	-	116	13	-	
Bank	"	1,320	-	218	15	1,553(g)	-	-	-	27	7	-	
Brennan Mine	"	9,065	-	1,491	106	10,662(g)	-	-	4,000	235	15	-	
Morris Ridge Stripping	Columbia	48,700	-	8,104	570	57,374(g)	-	5,000	-	171	52	-	
Total for Co.		85,295	-	13,883	991	100,169	-	5,500	26,600	178	-	-	
Philadelphia & Reading													
Coal & Iron Co. (B)													
Locust Summit Breaker	Northumbd.	-	-	-	-	-	-	-	-	259	278	-	
Alaska	"	314,000	17,040	11,300	4,517	346,857(e)(i)	-	3,685	133,950	245	699	3	
Independent Mines	"	20,100	1,188	754	-	22,042(i)	-	4,680	9,765	256	33	1	
Locust Gap	"	625,373	37,000	24,000	12,987	699,360(i)	-	279,535	292,525	247	1348	1	
" #64 Stripping	"	63,600	3,780	2,819	-	70,199(i)	-	55,807	-	272	27	-	
" #32 " "	"	3,900	236	199	-	4,335(i)	-	3,208	-	50	19	-	
" Bank	"	115,100	6,800	4,832	-	126,732(i)	-	-	-	188	21	-	
" Silt Bank	"	-	64,352	-	-	64,352(c)	-	-	-	366	5	-	

Continued on next page

TWENTY-THIRD DISTRICT, CONTINUED

Operators & collieries	County	Production - net tons					Pounds black powder used	Pounds dynamite used	Pounds permissible explosives used	Days worked	Empl- eyes	Fatal acci- dents	Non-fatal ability 60 days or more
		Shipped to market		Sold to colliery		Total production							
		By railroad	By truck	local trade	for steam and heat								
Phila. & Reading, Contd.													
Monitor Stripping	Northumbd.	193,500	11,600	10,053	-	215,153(1)	-	1,884,700	-	282	223	-	-
Reliance	"	230,000	13,700	9,671	11,076	264,447(1)(e)	-	93,875	54,100	245	553	-	10
Total for Co.		1,565,573	155,696	63,628	28,580	1,813,477	-	2,325,490	490,340		3206	4	47
Pioneer Construction Co.													
Alaska Bank	"	162,643	-	-	-	162,643(j)	-	-	-	121	13	-	-
Fizzoli, August Mine	(k)	711	-	-	-	711(g)	-	-	100	83	5	-	-
Polinko - Ladika Mine	"	3,145	-	487	36	3,668(g)	-	3,800	-	270	7	-	-
Susquehanna Colls. Div.													
M. A. Hanna Co.													
Brennan	"	11,600	1,290	3,010	-	15,900(1)(e)	-	17,000	850	263	23	-	-
Burke McGrath Stripping	"	7,800	870	2,057	-	10,727(1)	-	4,400	-	220	16	-	-
Martinez-Broderick	"	17,120	1,950	4,538	-	23,608(1)	-	500	-	136	23	-	-
Logan Creek	"	35,050	3,920	9,477	-	48,447(1)	-	750	-	280	22	-	-
Morgan Irving	"	1,318	148	353	-	1,819(1)	-	-	-	40	9	-	-
North'd. Contr'g.	"	9,030	1,001	2,420	-	12,451(1)	-	600	-	131	16	-	-
Penn-Rich	"	10,280	1,148	2,760	-	14,188(1)	-	900	-	228	21	-	-
United	"	15,180	1,680	4,018	-	20,878(1)	-	2,400	-	228	16	-	-
Hickory Ridge Mine	"	11,150	1,245	2,842	128	15,365(1)	-	1,775	3,475	212	26	-	-
Hickory Swamp Mine	"	23,400	2,650	6,090	167	32,307(1)	-	3,500	8,950	244	52	-	-
Total for Co.		141,928	15,902	37,555	295	195,690	-	31,825	13,275		224	-	-
Reading Briquet Co.													
Breaker (B)	"	-	-	-	-	-	-	-	-	236	65	-	-
Total for district		2,092,790	311,015	119,002	29,902	2,552,649	-	2,369,815	549,940		3774	4	47

17 Operators in district
39 Operations "
16 Mines "

Deep mined coal - 1,480,274 tons
Stripping " - 488,446 "
Bank " - 583,929 "

TWENTY-FOURTH DISTRICT

Operators & collieries	County	Production - net tons					Pounds black powder used	Pounds dynamite used	Pounds permissible explosives used	Days worked	Empl- eyes	Fatal acci- dents	Non-fatal ability 60 days or more
		Shipped to market		Sold to colliery		Total production							
		By railroad	By truck	local trade	for steam and heat								
J. R. Ruane, Inspector 922 Washington St. Shamokin, Penna.													
Boslego Coal Co. Mine	Northumbd.	-	27,518	-	-	27,518(a)	-	1,200	11,800	299	35	-	-
Dancott Coal Co. (B)	"	14,352	-	7,395	300	22,047(b)	-	1,050	2,724	292	30	-	-
Dark Corners Coal Co. Breaker (B)	"	5,598	2,955	360	25	8,938(c)	-	-	-	295	5	-	-
Diminick Coal Sales Breaker (B)	"	20,632	18,800	-	-	39,432(c)	-	-	-	303	6	-	-
D. & Z. Coal Co. Breaker (B)	"	23,762	17,847	1,096	45	42,750(c)	-	-	-	277	11	-	-
Foieri & Louis Coal Co. Breaker (B)	"	29,585	4,522	710	100	34,917(c)	-	-	-	299	8	-	-
Hoover Coal Mining Co. Washery (W)	"	129,369	-	-	-	129,369	-	-	-	324	11	-	-
Johnson Coal Sales Breaker (B)	"	22,699	1,091	461	-	24,251(c)	-	-	-	274	10	-	-
Jonathan Coal Mng. Co. Washery (B)	"	172,868	200	100	1,540	174,708	-	-	-	308	36	-	-
K. & D. Coal Co. Breaker (B)	"	21,255	4,200	480	-	25,935(c)	-	-	-	257	5	-	-
Latscha Coal Co. Mine	"	-	7,246	-	-	7,246(d)	-	-	3,850	287	10	-	-
Level Coal Co. Mine	"	40,457	-	-	-	40,457(e)	-	11,275	6,075	266	32	-	1
Little Chief Coal Co. Mine	"	-	10,284	-	-	10,284(f)	-	-	12,000	242	14	-	-
Lower Region Coal Co. Breaker (B)	"	19,750	1,200	500	400	21,850(c)	-	6,745	-	255	28	-	-
Maurer Coal Sales Co. Breaker (B)	"	28,410	827	1,263	-	30,500(c)	-	-	-	276	10	-	-
Mutual Coal Co. Mutual (B)	"	-	9,123	-	-	9,123(c)	-	2,500	2,700	236	14	-	-
Oak Coal Yard Breaker (B)	"	-	34,025	-	-	34,025(c)	-	-	-	291	8	-	-
Philadelphia & Reading Coal & Iron Co.													
Hepburn S-8 Stripping	"	165,293	-	-	-	165,293(e)	-	1,137,746	-	294	38	-	-
Bear Valley S-3	"	120,812	-	-	-	120,812(e)	-	99,580	-	279	47	-	-
Bear Valley S-3A	"	116,299	-	-	-	116,299(e)	-	287,398	-	284	54	-	-
Enterprise Pump'g. Sta.	"	-	-	-	-	-	-	-	-	306	3	-	-

TWENTY-FOURTH DISTRICT, CONTINUED

Operators & collieries	County	Production - net tons				Total production	Pounds black powder used	Pounds dynamite used	Pounds permissible explosives used	Days worked	Empl-eyes	Fatal acci-dents	Non-fatal dis-ability 60 days or more
		Shipped to market		Sold to local trade	Used at colliery for steam and heat								
		By railroad	By truck										
Phila. & Reading, Contd.													
Enterprise Bank	Northumbd.	-	9,864	-	-	9,864(e)	-	-	-	40	5	-	-
Total for Co.		402,404	9,864	-	-	412,268	-	1,524,724	-		147	-	-
Quality Coal Sales Co.													
Breaker (B)	"	11,890	790	600	30	13,310(c)	-	-	-	287	7	-	-
Reidinger Coal Service													
Breaker (B)	"	1,500	7,249	300	35	9,084(c)	-	-	-	232	5	-	-
Rosini Coal Co.													
Breaker (B)	"	78,514	1,702	14,004	50	94,270(c)	-	-	-	292	15	-	-
Sharp Coal Sales Co.													
Breaker (B)	"	-	5,165	-	-	5,165(c)	-	-	-	287	5	-	-
Stanley Coal Co., Inc.													
Washery (W)	"	40,643	-	9,180	10	49,833	-	-	-	310	11	-	-
Steam Coals, Inc.													
Breaker (B)	"	-	-	-	-	-	-	-	-	244	60	-	1
North Line Drift	"	-	-	-	-	26,608(g)	-	4,683	7,024	244	66	-	2
Shamokin Excav. Strip.	"	-	-	-	-	69,342(g)	-	88,440	-	187	30	-	1
Hickory Contr.	"	-	-	-	-	26,224(g)	-	6,923	4,616	197	21	-	-
Fidler	"	-	-	-	-	12,312(g)	-	7,690	-	106	20	-	-
Reiner Drift	"	-	-	-	-	4,861(g)	-	-	3,800	251	8	-	-
Level Mine	"	-	-	-	-	771(g)	-	-	-	(h)	(h)	-	-
Burnside Bank	"	-	-	-	-	106,189	-	-	-	190	20	-	-
Total for Co.		125,691	117,009	3,607	-	246,307	-	107,736	15,440		225	-	4
Stevens Coal Co.													
Trevorton (B)	"	-	-	-	-	-	-	-	-	265	230	-	2
A.E. Dick Stripping	"	-	-	-	-	637,468(i)	-	1,616,900	-	265	165	-	-
Capparell	"	-	-	-	-	127,115(i)	-	539,435	-	265	32	-	-
Foieri	"	-	-	-	-	3,105(i)	-	200	-	32	16	-	-
Kessler Bank	"	-	-	-	-	401,161(i)	-	-	-	265	75	-	-
Kettle Mine	"	-	-	-	-	36,505(i)	-	30,550	-	265	28	-	-
North Buck Mine	"	-	-	-	-	16,037(i)	-	11,500	-	233	26	-	-
Konyar	"	-	-	-	-	6,356(i)	-	4,000	-	217	6	-	-
Fisher-Peifer Mine	"	-	-	-	-	7,421(i)	-	2,675	-	262	9	-	-
Springfield	"	-	-	-	-	24,136(i)	-	9,950	-	265	16	-	-
Brennan-Taby	"	-	-	-	-	9,620(i)	-	2,405	-	262	14	-	1
No. 3	"	-	-	-	-	3,055(i)	-	782	-	258	5	-	-
South Mtn.	"	-	-	-	-	3,116(i)	-	790	-	253	5	-	-
Polastre	"	-	-	-	-	4,347(i)	-	1,087	-	257	5	-	-
Total for T.Brkr.		1,124,912	99,475	53,900	1,155	1,279,442	-	2,156,535	63,739		632	-	3

TWENTY-FOURTH DISTRICT, CONTINUED

Operators & collieries	County	Production - net tons				Total production	Pounds black powder used	Pounds dynamite used	Pounds permissible explosives used	Days worked	Empl-eyes	Fatal acci-dents	Non-fatal dis-ability 60 days or more
		Shipped to market		Sold to local trade	Used at colliery for steam and heat								
		By railroad	By truck										
Stevens Coal Co., Contd.													
Zerbe (B)	Northumbd.	-	-	-	-	117,480(j)	-	-	-	238	65	-	-
Burnside Bank	"	-	-	-	-	223,227(j)	-	-	-	214	13	-	-
Trevorton Bank	"	-	-	-	-	45,099(i)	-	-	-	238	22	-	-
Kessler Bank	"	-	-	-	-	-	-	-	-	138	6	-	-
Total for Z. Brkr.		385,806	-	-	-	385,806	-	-	-		106	-	-
Total for Stevens Co.		1,510,718	99,475	53,900	1,155	1,665,248	-	2,156,535	63,739		738	-	3
Sunshine Coal Co.													
Katherine (B)	Northumbd.	3,322	9,175	12,772	360	25,629(k)	-	250	8,400	245	19	-	-
Susquehanna Colls. Div.													
M. A. Hanna Co.													
Glen Burn (B)	"	166,983	232,953	97,958	3,052	500,946(l)	-	104,115	148,575	261	733	1	11
Maysville #1 Mine	"	167,818	-	-	325	168,143(m)	-	17,425	97,600	250	219	-	4
" #2	"	86,474	-	-	106	86,580(m)	-	17,850	41,275	254	124	-	1
Edgewood Stripping	"	30,350	-	-	-	30,350(m)	-	5,000	-	170	17	-	-
Bear Valley	"	12,037	-	-	-	12,037(m)	-	2,500	-	85	33	-	-
Greenback	"	6,515	-	-	-	6,515(m)	-	2,600	-	56	12	-	-
Zerbe	"	1,734	-	-	-	1,734(m)	-	500	-	18	15	-	-
Scott	"	36,491	-	-	-	36,491(m)	-	10,000	-	205	24	-	-
Total for Co.		508,402	232,953	97,958	3,483	842,796	-	159,990	287,450		1177	-	16
Swift Coal Co.													
Breaker (B)	"	-	20,108	1,000	-	21,108(e)	-	-	-	298	6	-	-
Total for district		3,211,821	643,328	205,686	7,533	4,068,368	-	3,972,005	414,178		2628	1	24

- (B) Breaker
- (W) Washery
- (a) Coal prepared at Rosini breaker
- (b) Mine discontinued operation in September. Breaker continued working
- (c) Preparation only. Mine coal
- (d) Coal prepared at Maurer breaker
- (e) " " Locust Summit breaker, 23rd district
- (f) " " Johnson breaker
- (g) Coal prepared at Steam Coals breaker
- (h) See Level Coal Co. figures
- (i) Coal prepared at Trevorton breaker
- (j) " " Zerbe " "
- (k) Includes 22,279 tons mine coal and 3,350 tons stripping coal
- (l) Mine coal
- (m) Coal prepared at Glen Burn breaker, M. A. Hanna Co.

28 Operators in district
63 Operations "
21 Mines "

Deep mined coal - 1,442,991 tons
Stripping " - 1,368,447 "
Bank " - 1,256,930 "

TWENTY-FIFTH DISTRICT

G. E. Smith, Inspector
760 Main St., Lykens, Pa.

Operators & collieries	County	Production - net tons				Total production	Pounds black powder used	Pounds dynamite used	Pounds permissible explosives used	Days worked	Empl- oves	Fatal acci- dents	Non-fatal ability 60 days or more
		Shipped to market		Used at colliery									
		By railroad	By truck	local trade	for steam and heat								
Bixler & Co. Mine	Schuylkill	-	3,345	-	-	3,345(a)	-	-	2,250	229	6	-	
Blyler, Roy E. Superior (b) (B)	"	-	-	-	-	(c)	-	-	-	265	10	-	
Calnon & Stakam C. & S. (B)	Dauphin	750	-	5,802	-	6,552(d)	-	-	600	234	13	-	
Curran & Grosgetter Mine	Schuylkill	-	6,440	-	-	6,440(e)	-	-	5,500	291	15	-	
D. & K. Coal Co. Breaker (B)	"	-	-	-	-	(c)	-	-	-	227	5	-	
Deaven, David Oakwood (B)	"	-	-	-	-	(c)	-	-	-	303	9	-	
Donton & Co. Mine (g)	"	-	1,623	-	-	1,623(f)	-	1,000	-	177	5	-	
Fessler, John & Bros. Mine	"	-	-	-	-	(h)	-	-	-	(i)	(i)	1	
Good Peoples Coal Co. Breaker (B)	Dauphin	-	-	-	-	(c)	-	-	-	305	8	-	
Huss (George) Contr'g Co. Stripping	Schuylkill	-	-	-	-	(h)	-	-	-	(j)	(j)	1	
J. C. J. Coal Co. Breaker (B)	"	-	-	-	-	(c)	-	-	-	157	6	-	
Jonathan Coal Co. Breaker (B)	Lebanon	21,982	-	-	-	21,982(d)	-	-	-	223	6	-	
Kocher, Leon E. Valley View (B)	Schuylkill	-	-	-	-	(c)	-	-	-	299	9	-	
Legal Coal Co. Legal (B)	"	-	-	-	-	(c)	-	-	-	295	18	-	
Lengle, M. Luther Mine (k)	"	-	1,606	-	-	1,606(f)	-	-	400	122	5	-	
Markson Coal Co. Markson (B)	"	-	-	-	-	218,252(d)	-	40,775	114,000	237	324	1	
Small Mines	"	-	-	-	-	(c)	-	-	-	-	-	-	
Jos. Banks Stripping	"	-	-	-	-	376	-	-	-	(l)	(l)	-	
Geo. Fronk	"	-	-	-	-	4,992	-	200	-	203	6	-	
Goodspring	"	-	-	-	-	4,889	-	2,700	-	64	15	-	
Hinchey-McGinley	"	-	-	-	-	34,568	-	12,500	-	210	16	-	
Martinez-Broderick	"	-	-	-	-	9,363	-	5,400	-	134	15	-	
New Franklin	"	-	-	-	-	16,189	-	8,725	14,200	152	19	-	

TWENTY-FIFTH DISTRICT, CONTINUED

Operators & collieries	County	Production - net tons				Total production	Pounds black powder used	Pounds dynamite used	Pounds permissible explosives used	Days worked	Empl- oves	Fatal acci- dents	Non-fatal ability 60 days or more
		Shipped to market		Used at colliery									
		By railroad	By truck	local trade	for steam and heat								
Markson C. Co., Contd. Sanchez, Alonzo	Schuylkill	-	-	-	-	12,033 (z)	-	-	-	(m)	(m)	-	
Bank coal, purchased	"	-	-	-	-	85	-	-	-	-	-	-	
Total for Co.		111,727	180,190	8,580	250	300,747	-	70,300	128,200	-	395	1	
Miller, Daniel Mine	"	-	3,578	-	-	3,578(n)	-	-	2,600	188	6	-	
Miller, Franklin Breaker (B)	"	-	-	-	-	(c)	-	-	-	296	19	-	
Otto Miners Mine	"	-	9,554	-	-	9,554 (o)	-	7,800	-	274	9	-	
Pine Creek Coal Co. Breaker (B)	"	-	-	-	-	(c)	-	-	-	301	13	-	
Philadelphia & Reading Coal & Iron Co. Brookside Washery (B)	"	77,871	-	-	1,871	79,742	-	-	-	205	58	1	
Porter Tunnel	"	-	-	-	-	(p)	-	-	-	156	33	-	
Total for Co.		77,871	-	-	1,871	79,742	-	-	-	-	91	1	
Red Oak Coal Co. Red Oak (g) (B)	"	3,025	18,896	-	-	21,921(q)	-	-	-	111	5	-	
Rhoads Contracting Co. Franklin-Lykens (B)	Dauphin	3,702	-	-	-	3,702(q)	-	-	-	23	40	-	
Sanchez, Alonzo Stripping	Schuyl.	-	4,602	-	-	4,602(r)	-	15,000	-	135	15	-	
Schell, Nathan Mine (s)	"	-	973	-	-	973(t)	-	-	400	58	5	-	
Schneck, Thomas Breaker (B)	"	-	-	-	-	(c)	-	-	-	308	8	-	
Schwalm, William & Co. Mine	"	-	7,439	-	-	7,439(u)	-	10,400	-	294	9	-	
Stump, Franklin Mine	"	-	12,689	-	-	12,689(v)	-	9,800	150	301	17	-	
Stevens Coal Co. Westwood (B)	"	-	-	-	-	(c)	-	450	-	278	178	-	
F. Deaven Mine	"	-	-	-	-	20,960(w)	-	-	11,200	234	27	-	
Dinger & Co.	"	-	-	-	-	890(w)	-	-	1,000	80	5	-	
Erdman Bros.	"	-	-	-	-	9,808(w)	-	9,700	-	302	13	1	
Fessler, John & Bros. Mine	Schuyl.	-	-	-	-	3,218(w)	-	-	2,200	159	5	(x)	
Hents, Reuben	"	-	-	-	-	7,327(w)	-	8,250	-	308	11	-	

TWENTY-FIFTH DISTRICT, CONTINUED

Operators & collieries	County	Production - net tons					Pounds black powder used	Pounds dynamite used	Pounds permissible explosives used	Days worked	Empl- oves	Fatal acci- dents	Non-fatal dis- ability 60 days or more
		Shipped to market		Used at		Total production							
		By railroad	By truck	to local trade	to colliery for steam and heat								
Stevens C. Co., Contd.													
Lebo-Heffner Mine	Schuyl.					7,429(w)	-	1,250	189	12	-	-	
Moran	"					5,651(w)	-	1,925	268	18	-	-	
Morgan Bros.	"					7,110(w)	5,500	-	284	11	-	-	
Moyer, Lloyd	"					8,278(w)	-	10,400	279	10	-	-	
Rigdosh	"					7,176(w)	10,350	-	273	7	-	1	
Zimmerman, Ray	"					17,225(w)	6,700	10,550	272	21	-	-	
Zimmerman, Wm.	"					712(w)	-	425	103	6	-	-	
Brookside Screenings	"					29,297(q)(w)	-	-	(y)	(y)	-	-	
Goodspring Bank	"					30,667(w)	-	-	222	10	-	-	
Titus-Taylor Bank	"					27,726(w)	-	-	256	13	-	-	
Misc. Bank coal	"					559(w)	-	-	-	-	-	-	
Jos. Banks Stripping	"					85,804(w)	86,300	-	270	41	-	1	
Etzweiler	"					20,521(w)	500	-	202	16	-	-	
Fronk	"					263(w)	-	-	-	-	-	-	
Huss, George	"					130,566(w)	197,415	-	268	46	-	-	
McCarrick Bros.	"					6,859(w)	22,500	1,750	80	33	-	-	
Nagle, Jos.	"					68(w)	-	-	15	5	-	-	
Potts, Allen	"					4,192(w)	-	-	85	5	-	-	
Sanchez, Alonzo	"					4,092(w)	-	-	(m)	(m)	-	-	
Scheib-Leitzel	"					1,797(w)	-	1,500	123	7	-	-	
Schumacher & Son Strip.	"					25,150(w)	25,384	-	79	44	-	-	
Shade, John	"					7,519(w)	1,750	-	182	5	-	-	
Total for Co.		414,360	37,669	14,126	4,709	470,864	-	374,799	42,200	549	-	3	
Total for district		633,417	288,604	28,508	6,830	957,359	-	489,099	182,300	1296	4	3	

- (a) 1,606 tons prepared at Markson breaker, 1,237 tons at Legal, & 502 tons at Roy Elyler breaker
- (b) Formerly operated by Superior C. Co., under same management
- (c) Preparation only
- (d) Mine coal
- (e) Coal prepared at Legal breaker
- (f) " " David Deaven breaker
- (g) Discontinued operation in August
- (h) Coal sold to and prepared by Stevens Coal Co., Westwood breaker
- (i) See John Fessler under Stevens Coal Co.
- (j) See Huss " "
- (k) Discontinued operation in June
- (l) See Banks under Stevens Coal Co.
- (m) See Alonzo Sanchez Co.
- (n) Coal prepared at Lemar breaker, 27th district
- (o) " " Leon Kocher breaker
- (p) Development work, no production
- (q) Bank coal
- (r) Coal prepared at Salem Hill breaker, 19th district
- (s) Discontinued operation in March
- (t) Coal prepared at Indian Head breaker, 21st district
- (u) " " Roy Elyler breaker
- (v) 4,268 tons prepared at J. C. J. and 8,421 tons at Lemar, 27th dist.
- (w) Coal prepared at Westwood breaker
- (x) See John Fessler & Bros. Co.
- (y) See Brookside under F. & R. above
- (z) Stripping coal

TWENTY-FIFTH DISTRICT, CONTINUED

Operators & collieries	County	Production - net tons					Pounds black powder used	Pounds dynamite used	Pounds permissible explosives used	Days worked	Empl- oves	Fatal acci- dents	Non-fatal dis- ability 60 days or more
		Shipped to market		Used at		Total production							
		By railroad	By truck	to local trade	to colliery for steam and heat								
29 Operators in district													
66 Operations "						Deep mined coal	-	389,817 tons					
25 Mines "						Stripping "	-	373,843 "					
						Bank "	-	193,699 "					

TWENTY-SIXTH DISTRICT

J. B. Reincoehl, Inspector
31 E. Mahanoy Ave.
Mahanoy City, Pa.

Alpec Coal Co.	Schuyl.	67,619	12,286	2,163	1,898	83,966(a)	-	24,050	29,550	232	138	1	5
Springdale Stripping	"	97,894	13,460	5,849	2,690	119,893(b)	-	306,025	16,075	277	74	-	2
Total for Co.		165,513	25,746	8,012	4,588	203,859	-	330,075	45,625		212	1	7
Biros Coal Co.	"	7,014	-	-	-	7,014(c)	-	-	3,500	254	9	-	2
Blaschack Coal Co.	"	4,653	-	-	-	4,653(d)	-	4,550	2,000	272	9	-	-
Boner & Webb Coal Co.	"	5,767	-	-	-	5,767(e)	-	1,525	600	303	11	-	-
Dern Coal Co.	"	5,511	-	-	-	5,511(e)	-	6,000	1,200	195	15	-	1
Gasperini Coal Mng. Co.	"	114,208	-	-	-	114,208(f)	-	229,900	-	256	65	1	-
Boston Run Strip. Tunnel Ridge	"												
German Hauling Co.	"	91,293	-	-	-	91,293(d)	-	-	-	250	20	-	-
Kilengowan Banks	"	72,213	-	-	-	72,213(d)	-	-	-	261	20	-	-
Gilberton Coal Co.	"	6,075	-	-	-	6,075(g)	-	-	2,075	281	8	1	-
Banks	"	58,051	13,106	211	66	71,434(h)	-	12,550	1,375	273	51	-	1
John Jones Coal Co.	"	126,232	40	-	100	126,372(i)	-	-	-	264	37	-	1
Mine	"												
Jones Coal Corp.	"												
Buck Mtn. Stripping	"												
Locust Valley Coal Co. Breaker (B)	"												

TWENTY-SIXTH DISTRICT, CONTINUED

Operators & collieries	County	Production - net tons					Pounds black powder used	Pounds dynamite used	Pounds permissible explosives used	Days worked	Empl- oves	Fatal acci- dents	Non-fatal dis- ability 60 days or more	
		Shipped to market		Sold to local trade		Used at colliery for steam and heat								Total production
		By railroad	By truck	By local trade	By colliery									
Lykens Coal Co. Skytop (B)	Schuyl.	40,545	6,387	1,100	50	48,082(j)	-	-	12,000	234	45	-	-	
Makymik Hauling Co. Banks	"	37,766	-	-	-	37,766(k)	-	-	-	104	9	-	-	
M. & K. Coal Co. Mine	"	3,564	-	-	-	3,564(l)	-	450	2,050	260	9	-	1	
Morea-N. Boston Brkr. Corp. Morea (B)	"	37,826	42,132	5,249	2,345	87,552(j)	-	45,000	34,000	199	233	1	4	
New Boston Stripping	"	32,981	-	-	-	32,981(j)	-	24,700	25,800	211	70	-	-	
Bank	"	9,218	-	-	-	9,218	-	1,800	-	173	5	-	-	
		4,919	-	-	-	4,919	-	-	-	102	3	-	-	
Total for Co.		84,944	42,132	5,249	2,345	134,670	-	71,500	59,800	311	1	1	4	
Mountainside Mining Co. Mine (e)	"	8,521	-	-	-	8,521(m)	-	3,250	2,200	181	26	-	-	
Onyx Coal Co. Mine	"	9,490	-	-	-	9,490(n)	-	3,500	1,850	216	13	-	-	
Peca Coal Co. Primrose	"	67,260	12,072	2,247	1,248	82,827(a)	-	7,000	64,000	232	141	-	7	
Phoenix Contracting Co. Ellengowan Banks	"	337,565	-	-	-	337,565(o)	-	-	-	242	46	-	-	
Philadelphia & Reading Coal & Iron Co. Knickerbocker	"	309,936	-	-	18,620	328,556(j) (p)	-	178,025	195,500	238	736	-	16	
" Stripping	"	251,401	-	-	-	251,401(p)	-	538,330	-	291	143	1	2	
Mahanoy City	"	254,392	-	-	15,179	269,571(p)	-	67,440	111,225	253	542	1	12	
" Bank	"	35,367	-	-	-	35,367(p)	-	-	-	112	21	-	-	
N. Mahanoy (q)	"	184	-	-	-	184(p)	-	-	-	19	2	-	-	
Independents	"	1,769	-	-	-	1,769(p)	-	-	1,025	220	5	-	-	
Total for Co.		853,049	-	-	33,799	886,848	-	783,795	307,750	1449	2	30		
Rhoads Contracting Co. Primrose Stripping	Schuyl.	41,018	4,948	2,884	1,250	50,100(a)	-	-	-	226	36	-	1	
Simoes & Co. Mine	"	2,747	-	-	-	2,747(d)	-	400	3,550	260	11	-	-	
Valsuk & Co. Mine	"	4,601	-	-	-	4,601(d)	-	-	6,800	199	11	-	-	
Royal Anth. Coal Co., Inc. Breaker (B)	"	-	-	18,087	-	18,087(r)	-	-	-	267	6	-	-	

TWENTY-SIXTH DISTRICT, CONTINUED

Operators & collieries	County	Production - net tons					Pounds black powder used	Pounds dynamite used	Pounds permissible explosives used	Days worked	Empl- oves	Fatal acci- dents	Non-fatal dis- ability 60 days or more	
		Shipped to market		Sold to local trade		Used at colliery for steam and heat								Total production
		By railroad	By truck	By local trade	By colliery									
Total for district		2,147,600	104,431	37,790	43,446	2,332,267	-	1,454,495	516,375	2570	6	55		

- (B) Breaker
- (a) Coal prepared at Spring Mtn. breaker, Payne Coal Co., 16th district
- (b) " " Hazleton Shaft " , Lehigh Valley Coal Co., 18th district
- (c) " " Skytop " , Lykens Coal Co.
- (d) " " Gilberton " , 20th district
- (e) Discontinued operation in September
- (f) 15,870 tons prepared at St. Nicholas breaker, 20th district, balance at Gilberton " 20th "
- (g) Coal prepared at Atkins breaker, 20th district
- (h) " " Otto " , Branchdale Coal Co., 27th district
- (i) Bank coal
- (j) Mine coal
- (k) 8,622 tons prepared at Natalie breaker, (23rd), 17,511 tons at Raven Hill (22nd), 11,633 tons at Gilberton breaker, 20th district
- (l) Coal prepared at Hillside breaker, 19th district
- (m) " " Locust Coal Co. breaker, 20th district
- (n) " " Morea " "
- (o) " " Oakland breaker, Otto Collieries Co., 22nd district
- (p) 835,139 tons prepared at St. Nicholas breaker, 20th district, 51,709 tons at Oakland, 22nd district
- (q) Discontinued operation in June
- (r) Preparation only, coal from small mines

24 Operators in district	Deep mined coal	-	1,011,334 tons
35 Operations "	Stripping "	-	616,254 "
19 Mines "	Bank "	-	705,679 "

TWENTY-SEVENTH DISTRICT

H. E. Shomper, Inspector
138 E. Lincoln St., Shamokin, Pa.

Alarcon, Frank Mine	Schuyl.	3,582	-	755	13	4,350(a)	-	-	6,600	263	9	-	-
Bainbridge, William Mine	"	-	1,778	-	-	1,778(b)	-	-	2,600	244	5	-	-
Bowman, Henry Mine	"	-	3,075	-	-	3,075(c)	-	-	1,500	263	5	-	-
Branchdale Coal Co. Otto (B)	"	21,273	4,825	78	24	26,200	-	38,800	3,425	205	150	-	3
Stripping	"	9,166	2,081	33	10	11,290	-	-	-	129	12	-	-
Bank	"	82,861	19,300	308	96	102,565	-	-	-	211	15	-	-

TWENTY-SEVENTH DISTRICT, CONTINUED

Operators & collieries	County	Production - net tons				Total production	Pounds black powder used	Pounds dynamite used	Pounds permissible explosives used	Days worked	Empl- oves	Fatal acci- dents	Non-fatal ability dis- 60 days or more
		Shipped to market		Sold Used at									
		By railroad	By truck	to local trade	colliery for steam and heat								
Total for Branchdale C. Co.		113,300	26,206	419	130	140,055	-	38,800	3,425	177	-	3	
Buck Run Colliery Co.	Schuyl.	143,205	12,911	1,842	5,663	163,621	-	95,100	27,900	197	369	7	
Buck Run Stripping Bank	"	68,088	6,139	876	2,692	77,795	-	9,035	-	117	73	-	
	"	64,472	5,813	829	2,549	73,663	-	-	-	103	12	0	
Total for Co.		275,765	24,863	3,547	10,904	315,079	-	104,135	27,900	454	-	7	
Cano Coal Co. Mine (d)	"	-	6,530	-	-	6,530(e)	-	-	7,000	153	10	-	
G. M. & Z. Coal Co. Mine	"	-	2,032	-	-	2,032(e)	-	-	2,500	233	7	-	
Dancott Coal Co., Inc. Mine	"	5,309	1,890	-	71	7,270(f)	-	1,050	2,750	301	15	-	
Dando, Jos. P., Sr. Stripping	"	11,537	2,870	221	25	14,653(g)	-	16,200	9,100	140	15	-	
Dando, Jos. P. Jr. Mine	"	1,252	147	37	7	1,443(h)	-	-	1,750	110	5	-	
D'Attilio, Camillo Mine	"	6,369	574	82	252	7,277(i)	-	-	10,000	212	12	1	
Ebert, George & Co. Mine	"	-	8,810	-	-	8,810(e)	-	5,900	8,100	261	7	-	
Fetterhoff & Dommeyer Mine	"	1,995	711	-	27	2,733(f)	-	-	3,000	195	5	-	
Hatter, Ernest Mine	"	-	7,125	-	-	7,125(c)	-	-	26,000	273	9	-	
Hepler & Otto Co. Mine	"	-	5,068	-	-	5,068(o)	-	4,000	-	162	14	-	
Hinchey & McGinley Stripping (j)	"	-	3,833	-	-	3,833(k)	-	200	-	59	17	-	
Holohan, Thos., Coal Co. Mine	"	4,792	432	62	189	5,475(l)	-	-	4,250	197	10	-	
Indian Head Coal Co. Colket	"	53,047	10,122	845	196	64,210(a)	-	51,875	9,600	229	88	-	
Indian Head Coal Co. Stripping	"	5,973	1,122	74	21	7,190(a)	-	-	-	32	41	-	
Total for Co.		59,020	11,244	919	217	71,400	-	51,875	9,600	129	-	-	

TWENTY-SEVENTH DISTRICT, CONTINUED

Operators & collieries	County	Production - net tons				Total production	Pounds black powder used	Pounds dynamite used	Pounds permissible explosives used	Days worked	Empl- oves	Fatal acci- dents	Non-fatal ability dis- 60 days or more
		Shipped to market		Sold Used at									
		By railroad	By truck	to local trade	colliery for steam and heat								
Jolliet Coal Co.	Schuyl.	101,223	19,330	1,470	367	122,390(l)	-	26,750	98,750	233	236	1	
Jolliet Stripping	"	22,860	4,355	332	83	27,630(l)	-	-	-	109	17	-	
Total for Co.		124,083	23,685	1,802	450	150,020	-	26,750	98,750	253	1	4	
Klinger, Talbert Mine	"	353	127	-	5	485(f)	-	-	305	36	6	-	
Kovolus, Charles Mine	"	-	350	-	-	350(m)	-	-	500	36	5	-	
Kramer, Brown & Reibane Mine	"	1,811	614	-	25	2,450(f)	-	-	3,000	187	6	-	
Kroh, Harvey Mine	"	-	1,666	-	-	1,666(n)	-	-	2,000	237	6	-	
Lemar Coal Co., Inc. Breaker (B)	"	-	-	-	-	(o)	-	-	-	156	25	-	
Lucas, John Mine	"	-	1,510	-	-	1,510(p)	-	-	1,625	217	6	-	
Lucas, Joseph Mine	"	3,585	680	354	37	4,656(q)	-	-	4,000	232	12	-	
Malho Coal Co. Malho (B)	"	-	7,426	1,345	-	8,771(r)	-	800	3,700	301	12	1	
McCarrick Bros. Stripping	"	36,411	6,900	3,600	378	47,289(q)	-	9,500	2,050	270	40	1	
Mine Hill Coal Co. Mine	"	-	20,000	-	50	20,050(e)	-	500	5,000	251	24	1	
Olenick, Harry & John Mine	"	-	4,380	-	-	4,380(h)	-	-	6,200	263	14	-	
Orchard Coal Co. Mine	"	5,438	1,940	-	75	7,453(t)	-	-	4,800	288	11	-	
Otto, C. M., & Son	"	-	23,331	2,150	760	26,241(x)	-	4,000	22,500	210	45	1	
Kemble (B) Bank	"	-	1,720	-	-	1,720	-	-	-	7	6	-	
Total for Co.		-	25,051	2,150	760	27,961	-	4,000	22,500	51	-	1	
Penag Coal Co. Penag (B)	"	11,440	4,362	10,179	-	25,981(x)	-	2,494	5,820	291	31	-	
Rizzardi Bros. Coal Co. Mine	"	4,223	1,503	-	58	5,784(t)	-	-	4,500	160	15	-	

8

45

TWENTY-SEVENTH DISTRICT, CONTINUED

Operators & collieries	County	Production - net tons					Pounds black powder used	Pounds dynamite used	Pounds permissible explosives used	Days worked	Empl- oyes	Fatal acci- dents	Non-fatal accidents dis- ability 60 days or more
		Shipped to market		Sold to local trade	Used at colliery for steam and heat	Total production							
		By railroad	By truck										
S. A. J. Coal Co. Mine	Schuyl.	7,388	1,412	107	27	8,934(a)	-	-	2,000	190	6	-	
Sabadish, Cherrybon Co. Mine	"	585	208	-	8	801(f)	-	-	1,000	82	6	-	
Schneck Coal Co. Mine	"	-	8,407	-	-	8,407(s)	-	500	5,000	144	33	-	
Schumacher & Shultz Stripping	"	70,579	13,300	6,950	731	91,560(q)	-	23,000	-	193	44	1	
Shade, John Stripping	"	5,157	980	508	53	6,698(q)	-	2,850	-	57	5	1	
Shade, Newton Stripping	"	134	25	14	1	174(q)	-	100	-	24	5	-	
Stiely, Wellington Stripping	"	8,444	1,605	835	88	10,972(q)	-	975	400	276	6	-	
Stine, August Mine	"	-	2,676	-	-	2,676(p)	-	-	1,125	212	5	-	
Stutzman, Chas. & Co. Mine	"	2,405	462	238	25	3,130(q)	-	-	1,440	182	6	-	
Troup & Detrick Mine	"	-	-	-	-	(t)	-	-	2,000	121	6	-	
Walaitis Coal Co. Mine	"	-	4,596	-	5	4,601(u)	-	1,100	1,600	277	8	-	
Wenrich, Leslie Mine	"	-	3,270	-	-	3,270(p)	-	-	1,920	232	6	-	
Whiteash & Dalsas Mine	"	4,155	493	123	23	4,794(v)	-	-	5,300	213	7	-	
Wiscount, James (w) Mine	"	661	127	10	4	802(a)	-	-	500	76	5	-	
Woznicki & Berger Mine	"	-	1,206	-	-	1,206(c)	-	-	600	46	9	-	
Total for district		769,773	246,149	34,257	14,638	1,064,817	-	294,729	313,710	1579	1	21	

- (a) Coal prepared at Indian Head breaker, 21st district
- (b) " " Penna " 19th "
- (c) " " Pine Creek " 25th "
- (d) Discontinued operation in August

- (e) Coal prepared at Indian Run breaker, 19th district
- (f) " " Lamar " "
- (g) " " Indian Run (19th), Phoenix (21st) & Branchdale Coal Co. breaker, 27th district

TWENTY-SEVENTH DISTRICT, CONTINUED

- (h) Coal prepared at Farley-Laychack breaker
- (i) " " Buck Run "
- (j) Discontinued operation in March
- (k) Coal prepared at Markson breaker, 25th district
- (l) " " Indian Head (21st) and Westwood, Stevens C.Co. (25th)
- (m) " " Beckville breaker, 19th district
- (n) " " Legal " 25th "
- (o) Preparation only
- (p) Coal prepared at various breakers
- (q) " " Westwood breaker, Stevens C. Co., 25th district
- (r) Mine coal
- (s) Coal prepared at Thos. Schneck breaker, 25th district
- (t) " " Kemble breaker, C. M. Otto & Son, and tonnage included in Otto total
- (u) Coal prepared at Glenworth breaker
- (v) " " Phoenix breaker, 21st district
- (w) Discontinued operation in October

49 Operators in district	Deep mined coal	-	587,785 tons
56 Operations "	Stripping "	-	299,084 "
40 Mines "	Bank "	-	177,948 "

	Production - net tons					Pounds black powder used	Pounds dynamite used	Pounds permissible explosives used	Days worked	Empl- oyes	Fatal acci- dents	Non-fatal accidents dis- ability 60 days or more
	Shipped to market		Sold to local trade	Used at colliery for steam and heat	Total production							
	By railroad	By truck										
	47,738,585	5,311,133	4,129,076	1,930,016	59,108,810	2,889,973	42,018,488	19,704,641	268	80,390	131	992
Man-days for region	21,534,064											
Production per fatal for region	451,212											
Fatalities per million man-hours for region	.87					Region	(Deep mined coal	-	38,887,285 tons			
Non-fatal accidents for region	9,788						(Stripping "	-	13,485,837 "			
							(Bank "	-	6,735,688 "			

Compiled, typed: Ber

Operators Producing 50,000 Tons or Over,
In Order of Their Production
1948

Operator	Production	Operator	Production
Glen Alden Coal Co.	8,032,101	Morea-New Boston Breaker Corp.	134,670
Philadelphia & Reading Coal & Iron Co.	7,212,129	Heidelberg Coal Co.	133,741
Hudson Coal Co.	4,707,017	Pompey Coal Co.	129,971
Lehigh Navigation Coal Co.	4,392,463	Hoover Coal Mining Co.	129,369
Lehigh Valley Coal Co.	3,056,199	Sussex Coal Co.	128,820
Susquehanna Collieries Div. M. A. Hanna Co.	2,565,278	Locust Valley Coal Co.	126,372
Stevens Coal Co.	2,136,112*	Village Slope Coal Co.	122,614
Moffat Coal Interests	2,056,123	John Booth, Inc.	120,004
Jeddo-Highland Coal Co.	1,050,955	Harris & Walsh Coal Co.	117,562
Pennsylvania Coal Co.	886,387	Carbonizing Coal Co.	116,774
Jermyn-Green Coal Co.	830,761	Adelphi Coal Mining Co.	115,014
St. Clair Coal Co.	734,202	Durys Anthracite Co.	114,149
Locust Coal Co.	695,864	Perry Construction Co.	113,308
Haddock Mining Co.	589,690	Penna Coal Co.	107,539
Number Nine Coal Co.	573,465	Martinez & Broderick Natalie Coal Corp.	103,730
Kehoe-Berge Coal Co.	510,233	Malthy Coal Co.	100,169
Payne Coal Co.	470,951	Capone Coal Co.	97,567
Raven Run Coal Co.	467,898	Monitor Co., Inc.	95,625
Knox Coal Co.	455,437	Swatara Coal Co.	94,908
Northwest Coal Co.	452,742	Rosini Bros. Coal Co.	94,270
Indian Head Coal Co.	432,436	Burke Stripping Co.	93,622
Hammond Coal Co.	412,992	Russell Coal Co.	93,396
Gilberton Coal Co.	349,268	Greenwood Mining Co.	93,087
Hazle Brook Coal Co.	340,177	Courtdale Coal Co.	92,655
Phoenix Contracting Co.	337,565	L. K. Coal Co.	92,638
Buck Run Colliery Co.	315,079	Schumacher & Shultz	91,560
Repllier Coal Co.	304,066	Winton Coal Co.	91,544
Markson Coal Co.	300,747	German Hauling Co.	91,293
Reading Briquet Co.	280,000	Coulon Coal Co.	84,785
Mountain Top Coal Co.	276,985	Atkins Coal Co.	82,962
Harry E. Coal Co.	274,827	Peca Coal Co.	82,827
Centralia Mining Co.	262,811	Eagle Hill Coal Co.	82,400
DeAngellis Coal Co.	249,684	Williams Stripping Co.	79,619
Steam Coals, Inc.	246,307	Sandy Run Miners & Producers	79,584
Anthracite Enterprises, Inc.	231,953	Rhonda Coal Co.	78,326
Phoenix Coal Co.	210,426	Valley View Coal Co.	77,914
Alpec Coal Co.	203,859	Huss Contracting Co.	76,940
T. F. Steele Coal Co.	197,362	Franklin Coal Mining Co.	75,975
Gasparini Coal Mining Co.	195,963	Motley Coal Co.	75,407
Mammoth Coal Co.	189,093	Dial Rock Coal Co.	75,014
Plains-Hilldale Coal Co.	186,576	M. Beadle & Son	73,525
Bellevue Coal Co.	181,260	Jones Coal Corp.	71,434
Jonathan Coal Mining Co.	174,708	A. J. Schrader	70,132
M. & S. Coal Co.	173,501	Oxford Coal Co.	65,453
Colitz Coal Co.	173,222	Chas. L. Reilly	63,416
May Aug Coal Co.	168,026	Bernice White Ash Coal Co.	62,324
Pioneer Construction Co.	162,643	Blackwood Coal Co.	58,546
Kohinoor Coal Co.	159,633	Florine Coal Co.	57,609
Humboldt Anthracite Co.	155,864	West Side Coal Co.	57,580
Jolliet Coal Co.	150,020	Rhoads Contracting Co.	53,802
Alden Coal Co.	146,121	Sarf Coal Co.	53,715
Stefonick & Falkovitch	144,370	Gowen Coal Co.	51,466
Branchdale Coal Co.	140,055	Fisher Coal Co.	51,033
Gateway Coal Co.	138,327		
Pine Ridge Mining Co.	136,894		
Hydrotated Anth. Fuel Co.	136,242		
Cullen Coal Co.	135,825		

111 Operators produced over
50,000 tons

*Preparation only

Compiled, typed: Ber

Employees Inside - By Classification - 1948

District	Mine Foremen	Ast. Foremen & Fire bosses	Miners	Miners	Miners' Laborers	Machine	runners	Motor	runners' assistants	Drivers & runners	Trackmen	Battlemens	Timbermen	Pumpmen	Electricians	Door attendants	All others	Total Inside
1	37	51	633	1219	25	89	14	25	52	8	17	3	8	4	249	2533		
2	35	47	551	888	15	66	35	23	50	15	22	17	19	5	213	2070		
3	23	70	597	971	31	108	4	64	118	20	22	22	22	23	215	2153		
5	30	58	597	861	5	94	4	42	65	20	23	23	38	30	185	1400		
6	22	36	427	569	16	57	6	21	75	12	14	11	19	2	83	1774		
7	13	57	408	645	5	75	3	34	87	24	28	28	56	31	291	1774		
8	18	87	661	1116	5	127	1	45	117	34	34	34	56	21	218	2682		
9	17	81	793	1119	13	124	1	47	104	37	37	31	43	52	263	2807		
10	21	49	504	764	1	67	40	28	21	21	21	24	25	26	203	1899		
11	11	78	585	1109	1	122	22	47	38	36	43	15	15	15	461	2676		
12	11	76	822	1107	18	125	57	59	97	43	43	10	31	10	688	3314		
13	13	89	858	1179	86	151	2	58	117	43	43	14	22	14	483	2666		
14	16	85	849	1169	9	99	4	34	32	25	25	12	10	6	425	2898		
15	19	40	641	182	2	51	1	20	47	4	4	6	10	59	1128	1133		
16	10	32	527	226	2	40	13	21	35	11	11	11	16	11	143	1128		
17	9	79	976	9	87	71	29	29	518	22	22	3	20	20	768	2635		
18	17	91	1461	141	120	98	42	68	338	39	39	9	27	9	730	3194		
19	22	42	791	109	51	41	17	20	84	28	28	20	5	20	152	1386		
20	18	68	883	63	70	63	19	27	205	41	41	12	12	12	328	1762		
21	35	18	631	91	28	15	27	5	29	23	23	10	10	10	103	1027		
22	18	86	1234	44	76	73	25	27	303	39	39	22	17	22	372	2381		
23	22	87	1466	55	72	57	48	34	223	103	103	13	2	13	312	2505		
24	22	90	581	168	11	78	10	3	48	19	19	9	8	9	114	1125		
25	22	9	227	75	9	9	17	3	21	19	19	1	2	1	114	450		
26	17	64	946	67	62	62	17	20	153	44	44	6	18	6	162	1658		
27	42	23	441	180	1	24	22	12	44	15	15	3	4	3	30	878		
	542	1535	19010	14063	264	1919	550	833	3040	729	349	496	7301	309	53,147			

Compiled, typed: Ber

Employees Outside - By Classification - 1948

District	Superintendents	Foremen	Blacksmiths & Carpenters	Engineers & Firemen	Trackmen	Slatepickers	Office Employees	All Others	Total Outside	Grand total Inside & outside
1	22	32	90	123	7	9	48	865	1196	3729
2	19	16	58	127	3	10	44	338	615	2685
3	15	21	54	62	4	3	33	652	844	3257
5	20	27	67	58	4	9	51	642	878	3031
6	7	21	23	51	3	-	30	337	472	1872
7	7	12	34	82	3	5	17	511	671	2445
8	8	13	72	96	6	12	49	410	666	3348
9	10	20	54	70	8	3	30	382	577	3384
10	11	10	47	60	7	8	36	365	544	2443
11	6	11	33	50	2	36	22	453	613	3289
12	9	15	102	95	2	23	38	727	1011	4325
13	7	24	78	71	8	21	15	836	1060	4326
14	8	11	64	124	6	28	99	793	1133	4031
15	8	55	91	133	11	3	29	643	973	2106
16	11	45	79	133	8	14	38	646	974	2102
17	10	34	87	170	17	11	36	1154	1519	4154
18	8	35	92	223	24	2	40	1042	1466	4660
19	30	62	110	178	7	29	79	1826	2321	3707
20	7	40	58	53	3	49	84	1395	1689	3451
21	13	42	37	143	8	49	50	552	894	1921
22	18	68	101	107	8	34	100	1460	1896	4277
23	10	30	64	86	21	36	64	958	1269	3774
24	36	49	57	81	12	40	76	1152	1503	2628
25	25	23	49	34	1	30	23	661	846	1296
26	12	29	53	62	8	15	30	703	912	2570
27	10	30	40	148	5	14	28	426	701	1579
	347	775	1694	2620	196	493	1189	19929	27243	80,390

Compiled, typed: Ber

Fatal Accidents - 1948

Name of victim	Address	Name of company	Colliery, mine, etc.	Date	Cause of injury
Ambrose, William	832 Walnut St., Dupont	Heidelberg Coal Co.	Heidelberg	May 26	Fall of coal from rib
Andes, Raymond	316 Kidder St., Wilkes-Barre	Hudson Coal Co.	Baltimore #5	June 10	Fall of top coal
Angelo, Bruno	230 School St., Old Forge	Number Nine Coal Co.	Number Nine	Nov. 26	Fall of roof
Antininus, Adam	Edwardsville, Pa.	Glen Alden Coal Co.	Woodward	Aug. 23	" "
Badosky, Edward A.	Plymouth, Pa.	Hudson Coal Co.	Loree	Nov. 10	" "
Beginski, Simon	12 Slattery St., Wilkes-Barre	Glen Alden Coal Co.	Huber	Apr. 12	" "
Bendigo, Leon	Tower City, Pa.	George Huss	Stripping	July 22	Emery wheel exploded, fragments pierced his body
Benedict, Cataldo	Railroad St., Mocanaqua	(Susquehanna Colls. Div. M. A. Hanna Co.)	Glen Lyon	July 27	Fall of roof
Bettine, Joseph	Jumedale, Pa.	Haddock Mining Co.	Beaver Meadow	June 10	Electrocuted, contact with bare cable, rock from blast cut rubber cable covering
Blew, Roy	R. D. #1, Tamaqua	Mountain Top Coal Co.	Carbon	Dec. 10	Fall of rock from side of strip.
Brezak, Anthony	11 Howard St., Avoca	Heidelberg Coal Co.	Heidelberg	May 26	Fall of roof
Brown, Walter	Pottsville, Pa.	Phila. & Reading C. & I. Co.	Oak Hill	June 4	Fall of coal from rib
Buckingham, Edgar	1180 W. Elm St., Seranton	Glen Alden Coal Co.	Avondale	Aug. 10	Runaway cars, hook on coupling broke
Burker, John F.	3 Strand St., Hanover Twp.	Glen Alden Coal Co.	Empire Shaft	Mar. 9	Fall of roof
Caceres, Justo	Frackville, Pa.	C. Q. & W. Coal Enterprise	Mine	July 20	Fall of roof
Capoccia, Amedeo	114 Maloney St., Dunmore	Pennsylvania Coal Co.	Underwood	July 8	Fall of roof
Carr, Patrick	House #16, Oakdale	Haddock Mining Co.	Beaver Meadow	Mar. 9	Fall of roof
Cartwright, Charles	445 Scott St., Wilkes-Barre	Glen Alden Coal Co.	S. Wilkes-Barre	Oct. 11	Fell from ladder, in crosscut
Chiarucci, Antonio	458 Dana St., Wilkes-Barre	Glen Alden Coal Co.	S. Wilkes-Barre	Nov. 3	Fall of coal
Gichucki, Walter	221 W. Atlantic St., Shenandoah	Locust Coal Co.	Weston	Feb. 19	Rush of wind (cause not determined) knocked him down chute
Gimbala, Michael	Milnesville, Pa.	Lehigh Valley Coal Co.	Hazleton Shaft	Jan. 12	Fall of roof
Comorosky, Peter	466 Delaware St., Jermyn	Northwest Coal Co.	Raymond	Nov. 18	Fall of roof
Connelly, James	R.D. #1, Pottsville	M. & S. Coal Co.	Primrose	Mar. 30	Caught in tail of timber belt
Cupp, Stanley	604 South St., Freeland	Jeddo-Highland Coal Co.	Stockton	Sept. 1	Drowned, blast broke thru into abandoned gangway, released water
Czapracki, Michael	21 N. Spring St., Glen Lyon	M. A. Hanna Co.	Glen Lyon	Jan. 10	Cars, fell dragged by cars
Deorio, John	303 Melrose St., Kaiser	Raven Run Coal Co.	Germantown	Apr. 20	Fall of roof
Derwiengo, Anthony	829 Spring St., Avoca	Pennsylvania Coal Co.	Ewen	July 15	Fall of roof

Fatal Accidents - 1948

Name of victim	Address	Name of company	Colliery, mine, etc.	Date	Cause of injury
Edwards, Warren	107 Grove St., Exeter Boro.	Knox Coal Co.	Schooley	Aug. 16	Fall of roof
Fessler, John	11 Fairview St., Pine Grove	John Fessler & Bros.	Mine	July 17	Fall of roof
Garey, Asa J.	159 Church St., Kingston	Hudson Coal Co.	Delaware	July 16	Fall of roof
Gaul, John R.	321 N. Hyde Park Ave., Scranton	Northwest Coal Co.	Capouse	Dec. 23	Fall of roof
Gawin, Victor F.	102 N. Chestnut St., Mt. Carmel	Phila. & Reading C. & I. Co.	Alaska	Dec. 14	Fall of roof
Geguzis, Alexander	344 E. Grand St., Nanticoke	M. A. Hanna Co.	No. 7	Nov. 23	Fall of roof
Glowacz, Andrew	No. 7, Milnesville, Pa.	Humboldt Anthracite Co.	Humboldt	Nov. 24	Fall of roof
Godleski, Bartley	1408 W. Locust St., Scranton	Continental-Archbald C. Co.	Continental	Aug. 26	Fall of roof
Goida, Daniel	321 W. Ridge St., Lansford	Lehigh Navigation Coal Co.	Coaldale	Aug. 4	Rock fell down battery
Golinski, John S.	835 Carmalt St., Dickson City	Pennsylvania Coal Co.	Underwood	May 6	Fall of roof
Gozdikowski, Walter	103 Penn St., Kingston	Hudson Coal Co.	Loree	May 13	Fall of roof
Green, Luther E.	Valley View, Pa.	Markson Coal Co.	Markson	Nov. 12	Electrocuted, standing on truck, dumping it, when truck ran empty it tipped, came in contact with power line
Grout, Michael	302 Kosciusko St., Nanticoke	M. A. Hanna Co.	No. 7	July 10	Cars, caught between motor, & collar which had dropped/timber & was left suspended
Gussick, Zigmund	517 Pottsville St., Minersville	Phila. & Reading C. & I. Co.	Oak Hill	Jan. 31	Fall of roof
Hajduk, Stanley C.	45 S. Railroad Ave., Frackville	Pine Ridge Mining Co.	Millersville	Aug. 1	Electrocuted, welding, using A.C. while buddy used D.C.
Horrell, Joseph	310 W. New York St., Shenandoah	Kohinoor Coal Co.	Kohinoor	Dec. 10	Knocked down, run over, by truck being backed
Javer, Stanley	287 Houven St., Plymouth	Glen Alden Coal Co.	Nottingham	July 26	Fall of roof
Jefferson, William J.	R. D. #2, Dumcott	Phila. & Reading C. & I. Co.	Oak Hill Strip.	Mar. 15	Premature blast
Jones, Joseph	Vulcan St., Mahanoy City	John Jones Coal Co.	Mine	Dec. 15	Fall of slate
Kalish, Stanley	Pringle, Pa.	Glen Alden Coal Co.	Woodward	Apr. 19	Fall of roof and rib
Karis, Peter	82 Payne St., Kingston	Glen Alden Coal Co.	Woodward	Apr. 14	Jumped off motor to run ahead & throw switch, struck by motor
Keller, Joseph	301 Scott St., Wilkes-Barre	Glen Alden Coal Co.	Empire Shaft	Aug. 2	Fall of roof
Kocher, Harvey W.	165 W. Grand Ave., Tower City	Phila. & Reading C. & I. Co.	Brookside Washery	May 4	Slide of material from culm bank
Konopskie, Frank	1212 Pulaski Ave., Shamokin	M. A. Hanna Co.	Glen Burn	Nov. 12	Fall of coal from rib
Kozlowski, Stanley	409 S. Hanover St., Nanticoke	M. A. Hanna Co.	No. 7	Jan. 24	Steel I-beam fell, struck him, when slip of rock fell from rib
Krake, Michael	417 New York St., Scranton	Pennsylvania Coal Co.	Underwood	July 8	Fall of roof
Krill, Paul	51 Pike St., Carbondale	Giombetti Coal Co.	Racket Brook	Feb. 9	Fall of roof
Krukowski, John	1216 New Grant St., Nanticoke	Glen Alden Coal Co.	Truesdale	July 9	Fall of roof
Kruppa, John, Jr.	991 Burton St., Freeland	Jeddo-Highland Coal Co.	Drifton	Feb. 6	Fall of roof
Kulick, Walter	165 First St., Hudson	Hudson Coal Co.	Delaware	May 25	Fall of roof

Fatal Accidents - 1948

Name of victim	Address	Name of company	Colliery, mine, etc.	Date	Cause of injury
Laibinas, John	302 Vine St., Old Forge	Knox Coal Co.	Schooley	Mar. 24	Fall of roof
Lamereaux, William P.	84 High St., Plymouth	Glen Alden Coal Co.	Nottingham	Feb. 26	Loading machine slid off truck, caught him against rib
Lewis, Alvin E.	308 W. Railroad St., Mahanoy City	Gasparini Coal Mining Co.	Tunnel Ridge	Sept. 4	Struck, run over by truck, being backed
Liput, Joseph A.	777 Metcalf St., Wilkes-Barre	Glen Alden Coal Co.	Empire Shaft	Jan. 30	Fall of roof
Lookashonis, Joseph	New Boston, Pa.	Morea-New Boston Brkr. Corp.	Morea	Nov. 5	Fall of slate
Lucas, Paul	243 1/2 E. Coal St., Shenandoah	Phila. & Reading C. & I. Co.	Maple Hill	Jan. 31	Explosion of gas
Macey, Stephen W.	985 Main St., Swoyerville	Harry E. Coal Co.	Harry E.	Dec. 18	Fall of slate
Marcheck, Joseph	68 Ridge St., Nesquehoning	Lehigh Navigation Coal Co.	Lansford	Jan. 22	Rush of coal in battery
Martin, Thomas	335 E. Union St., Nanticoke	Glen Alden Coal Co.	Bliss	May 29	Fall of coal from rib
Martinsky, Joseph	153 Hughes St., Swoyerville	Knox Coal Co.	Schooley	Mar. 24	Fall of roof
Matosky, John	625 W. Sixth St., Wyoming	Dial Rock Coal Co.	Dial Rock	Aug. 27	Fall of roof
McKeel, Arthur	R. D. #1, Sweet Valley	Glen Alden Coal Co.	Wanamie	Sept. 27	Fall of roof
Meleski, Phillip	196 Gilligan St., Wilkes-Barre	Glen Alden Coal Co.	S. Wilkes-Barre	July 28	Cars, derailed, struck, run over him, when clevice pulled out
Mihalaky, Mike	31 N. Fourth St., St. Clair	St. Clair Coal Co.	St. Clair	Feb. 14	Fall of roof
Minoszi, Dominick	51 School St., Hudson	Conlon Coal Co.	Madeira	Dec. 16	Cars, fell off, run over
Minsavage, Vincent	137 E. Ridge St., Nanticoke	M. A. Hanna Co.	No. 7	Aug. 24	Fall of roof
Mirarchi, Sylvio	National Hotel, Mt. Carmel	Phila. & Reading C. & I. Co.	Alaska	Sept. 25	Fall of roof
Morgan, David J.	123 Westminster St., Wilkes-Barre	Lehigh Valley Coal Co.	Prospect	Feb. 6	Fall of roof coal
Morris, Herbert	95 Church St., Edwardsville	West Side Coal Co.	West Side	Aug. 13	Cars, fell off, run over
Morris, Nicholas	51 Market St., Glen Lyon	M. A. Hanna Co.	Glen Lyon	Jan. 29	Cars, became entangled in reel cable & was dragged under motor
Morton, James	227 Carleton Ave., Hazleton	Payne Coal Co.	Spring Mtn.	July 15	Fell down manway
Nagle, John	Pottsville, Pa.	Phila. & Reading C. & I. Co.	Oak Hill Strip.	Aug. 31	Electrocuted, swung chain to free it, it contacted high tension wire
Nork, Edward	202 W. Union St., Nanticoke	M. A. Hanna Co.	Glen Lyon	Sept. 7	Cars, struck by runaway trip
Ogostalik, Joseph J.	618 Patterson St., Lansford	Lehigh Navigation Coal Co.	Lansford	June 23	Asphyxiated by methane
O'Grodnick, John	Market St., Kelayres	Glen Alden Coal Co.	Audenried	Mar. 23	Fall of coal
Paisley, Thomas	5 Washington Ave., W. Hazleton	Humboldt Anthracite Co.	Humboldt	Apr. 22	Suffocated, examining abandoned proving chute, ventilation interrupted
Pani, Peter	72 Chestnut St., Swoyerville	Harry E. Coal Co.	Harry E.	Feb. 2	Fall of roof
Panko, Nick	25 N. Fourth St., St. Clair	St. Clair Coal Co.	St. Clair	Feb. 14	Fall of roof
Paplausky, Paul	546 Fellows St., Breslau	Glen Alden Coal Co.	Buttwood	Jan. 30	Fall of roof
Pauster, George	63 Gower St., Wilkes-Barre	Hudson Coal Co.	Baltimore #5	Jan. 21	Cars he failed to couple moved and struck him

Fatal Accidents - 1948

Name of victim	Address	Name of company	Colliery, mine, etc.	Date	Cause of injury
Phillips, Harry M.	348 S. Chestnut St., Mt. Carmel	Raven Run Coal Co.	Germantown	Jan. 15	Struck, run over by truck, being backed
Piciano, Henry	210 E. Market St., Mahanoy City	Phila. & Reading C. & I. Co.	Mahanoy City	Feb. 13	Fall of roof
Pietrzyk, Henry	307 N. Shamokin St., Shamokin	" " " " " " " "	Locust Gap	Aug. 26	Blast
Pitarra, Julius	307 Stanton St., Dupont	Heidelberg Coal Co.	Heidelberg	May 26	Fall of roof
Polashenski, Frank	R. D. #1, Drums, Pa.	Glen Alden Coal Co.	Bliss	Apr. 3	Fall of roof
Purcell, Hiram	1100 E. Centre St., Shenandoah	Phila. & Reading C. & I. Co.	Knickerbocker	Jan. 5	Fell 15' to ground, barring rock, slipped on ice
Romagnoli, Joseph	991 1/2 N. Summer Ave., Scranton	Hudson Coal Co.	Olyphant	Aug. 2	Fall of roof
Roman, Michael	564 Seybert St., Hazleton	Jeddo-Highland Coal Co.	Stockton	Sept. 1	Drowned, blast broke thru into abandoned gangway, released water
Romanoski, Stanley	Larksville, Pa.	Hudson Coal Co.	Loree	Oct. 23	Fall of roof
Roth, Roland	Trevorton, Pa.	Phila. & Reading C. & I. Co.	Alaska	July 26	Fall of roof
Sadusky, Adolph	216 E. Washington St., Shenandoah	" " " " " " " "	Maple Hill	Jan. 31	Explosion of gas
Sansky, Michael	1324 Drinker St., Dummore	Pennsylvania Coal Co.	Underwood	Apr. 15	Blast
Savage, John	415 Wilbur St., Scranton	Moffat Coal Co.	Storrs	Jan. 23	Fall of roof
Sedock, Peter	101 Wimmer St., Dummore	Pennsylvania Coal Co.	Underwood	Sept. 23	Fall of roof
Shaboskie, Michael	146 N. Broad Mtn. Ave., Frackville	Alpec Coal Co.	Park #1	Dec. 9	Fall of coal from rib
Simoels, August C.	1127 N. Main St., Forest City	Hudson Coal Co.	Coal Brook	Mar. 27	Blast
Slatky, Thomas	611 Fotte Ave., Duryea	Kehoe-Berge Coal Co.	William A.	Nov. 8	Explosion of dynamite
Smolinsky, Michael	243 S. Tamaqua St., McAdoo	Glen Alden Coal Co.	Audenried	Sept. 16	Fall of rock from rib
Sparrow, Walter	119 Sixth St., Blakely	Hudson Coal Co.	Olyphant	Jan. 21	Fall of roof
Springer, George, Jr.	218 Crane St., Minooka	Moffat Coal Co.	Gayuga	Aug. 5	Runaway cars, hook on chain broke
Stankosky, Michael	66 Green Place, Scranton	Moffat Coal Co.	Rockwell	Mar. 27	Fall of rock from rib
Starry, Matthew J.	225 Greenwood St., Coaldale	Lehigh Navigation Coal Co.	Tamaqua	Mar. 3	Fall of roof
Strickland, George	Mountain Road, Plymouth	Lehigh Valley Coal Co.	Dorrance	July 23	Struck by runaway trip
Stride, James	226 W. Railroad St., Mahanoy City	Harris Coal Co.	Mine	Sept. 20	Fall of roof
Stuts, Edward J.	New Philadelphia, Pa.	Huss Contracting Co.	Stripping	June 14	Power shovel
Suhena, John	151 River St., Plains	Capone Coal Co.	Miners Mills	Feb. 19	Rock slid from gob, knocked out timber, which struck him
Surdock, George	223 S. Main St., Wilkes-Barre	Glen Alden Coal Co.	Buttonwood	Apr. 27	Fall of top coal
Talerico, Samuel	206 Oak St., Old Forge	Number Nine Coal Co.	Number Nine	Oct. 8	Fall of roof
Tenshaw, Edward	Tresckow, Pa.	Payne Coal Co.	Spring Mtn.	Nov. 29	Caught in shaker shaft, in breaker
Terry, John	410 Willow St., Olyphant	Hudson Coal Co.	Olyphant	Jan. 21	Fall of roof
Tondrick, Walter	Edwardsville, Pa.	Glen Alden Coal Co.	Woodward	Nov. 22	Blast
Trathen, Elmer	Ashland, Pa.	Otto Collieries Co.	Oakland	Mar. 20	Caught between R. R. cars
Trotter, James W.	309 Washington Ave., Jermyn	Northwest Coal Co.	Raymond	Jan. 5	Fall of roof
Urban, Andrew	Tomhicken, Pa.	Haddock Mining Co.	Tomhicken	Oct. 28	Fall of coal from rib
Vologavege, Joseph	866 N. Washington St., Wilkes-Barre	Lehigh Valley Coal Co.	Prospect	June 16	Fall of roof
Vrana, Benjamin J.	909 Center St., Throop	Hudson Coal Co.	Eddy Creek	Nov. 13	Hoist rope broke, struck him

Fatal Accidents - 1948

Name of victim	Address	Name of company	Colliery, mine, etc.	Date	Cause of injury
Wall, Harry D.	Reinerton, Pa.	Jolliet Coal Co.	Jolliet	Jan. 16	Fall of roof
Waship, John	217 Moran Court, Scranton	Glen Alden Coal Co.	Baker	Oct. 14	Blast, investigating misfire
Wasnack, William	45 N. Sherman St., Wilkes-Barre	Glen Alden Coal Co.	S. Wilkes-Barre	Sept. 8	Fall of coal
Weaver, William J.	Miner St., Coaldale	Lehigh Navigation Coal Co.	Coaldale	Oct. 16	Mine car, struck, run over, outs.
Webber, Harry	532 E. Railroad St., Mahanoy City	Phila. & Reading C. & I. Co.	Raesvendale Strip.	Mar. 21	Electric shock, burns
Wents, Jacob	Tamaqua, Pa.	Lehigh Navigation Coal Co.	Tamaqua	June 25	Fell into car & material from chute covered, suffocated him
Yermack, Charles	239 E. Coal St., Shenandoah	Phila. & Reading C. & I. Co.	Maple Hill	Apr. 23	Rush of water from trial slope
Zaykieskie, Adam	89 Spring St., Wilkes-Barre	Lehigh Valley Coal Co.	Dorrance	Oct. 8	Fall of roof

131 Fatalities

Compiled, typed: Ber

Causes of Fatal Accidents, By Counties, 1948

	Carbon	Columbia	Dauphin	Lackawanna	Lucerne	Northumberland	Schenykill	Sullivan	Susquehanna	Wayne	Total
Inside											
Direct falls	2	2	-	9	34	4	8	-	-	-	59
Indirect falls	-	-	-	5	9	-	5	-	-	-	19
Cars, transportation	-	-	-	1	11	-	-	-	-	-	12
Falling material	-	-	-	-	2	-	1	-	-	-	3
Fall of person	-	-	-	-	2	-	-	-	-	-	2
Explosions of gas	-	-	-	-	-	1	2	-	-	-	2
Blasts	-	-	-	3	4	1	-	-	-	-	8
Electricity	1	-	-	-	-	-	-	-	-	-	1
Rush of material in battery or chute	1	-	-	-	-	-	1	-	-	-	2
Machinery	-	-	-	-	-	-	1	-	-	-	1
Miscellaneous	1	-	-	1	2	-	2	-	-	-	6
Total inside	5	2	-	19	64	5	20	-	-	-	115
Outside											
Mine cars	-	-	-	-	-	-	1	-	-	-	1
Railroad cars	-	-	-	-	-	-	1	-	-	-	1
Electricity	-	-	-	-	-	-	4	-	-	-	4
Fall of person	-	-	-	-	-	-	1	-	-	-	1
Machinery	-	-	-	-	1	-	-	-	-	-	1
Falling material from side of stripping pit, and slide of material from bank	-	-	-	-	-	-	2	-	-	-	2
Emery wheel exploded, fragments struck him	-	-	-	-	-	-	1	-	-	-	1
Power shovel	-	-	-	-	-	-	1	-	-	-	1
Struck, run over by truck, being backed	-	1	-	-	-	-	2	-	-	-	3
Miscellaneous	-	-	-	-	-	-	1	-	-	-	1
Total outside	-	1	-	-	1	-	14	-	-	-	16
Grand total, inside & outside	5	3	-	19	65	5	34	-	-	-	131

Production Per Fatal Inside, and Production Per Fatal Inside and Outside, By District
Year 1948

Dist- rict	Inspector	Deep mined production	Stripping production	Bank production	Total production	Fatal- ities inside	Fatal- ities outside	Fatal- ities total	Production per fatal deep mined	Production per fatal inside & outside	Empl- oyes	Average days worked
1	J. F. Munley	2,044,311	540,496	132,281	2,717,088	7	-	7	292,044	388,155	3729	262
2	T. L. Wackley	1,793,780	211,078	212,056	2,216,914	6	-	6	298,963	369,486	2685	276
3	W. G. Ward	1,883,061	135,203	214,052	2,232,316	5	-	5	376,612	446,463	3257	288
5	T. D. Rees	1,634,601	104,872	110,240	1,849,713	2	-	2	817,301	924,857	3031	295
6	J. J. Bonner	1,155,456	317,185	156,248	1,628,889	5	-	5	231,091	325,778	1872	268
7	A. Wilson	1,182,901	229,020	-	1,411,921	5	-	5	236,580	282,384	2445	275
8	D. H. Connelly	1,733,862	106,903	125,372	1,966,137	4	-	4	433,466	491,534	3348	306
9	D. W. Cosslett	1,767,675	8,936	7,489	1,784,100	5	-	5	353,535	356,820	3384	281
10	J. C. Hines	1,446,371	86,680	63,415	1,596,466	5	-	5	289,274	319,293	2443	280
11	T. M. Beaney	1,851,040	141,326	43,988	2,036,354	11	-	11	168,276	185,123	3289	279
12	E. C. Curtis	2,298,541	159,152	10,427	2,468,120	7	-	7	328,363	352,589	4325	282
13	J. D. Edwards	2,192,956	319,759	-	2,512,715	4	-	4	548,239	628,179	4326	265
14	K. C. Lee	2,183,391	372,258	59,981	2,615,630	9	-	9	242,599	290,626	4031	299
15	R. Ditsler	788,120	763,296	201,725	1,753,141	4	-	4	197,030	438,285	2106	273
16	Vacant	687,849	588,875	272,952	1,549,676	5	1	6	137,570	258,279	2102	255
17	W. J. Clements	2,131,144	609,204	329,481	3,069,829	3	1	4	710,381	767,457	4154	293
18	J. J. Shober	1,854,898	882,311	58,157	2,795,366	5	-	5	370,980	559,073	4660	274
19	T. A. Ryan	1,128,566	2,237,539	565,362	3,931,467	4	5	9	282,142	436,830	3707	241
20	J. H. Morgan	1,515,385	730,095	651,511	2,896,991	5	1	6	303,077	482,832	3451	248
21	H. Hilbert	1,049,040	400,799	191,119	1,640,958	1	-	1	1,049,040	1,640,958	1921	226
22	R. O. Schneider	1,652,136	1,394,776	411,647	3,458,559	2	3	5	826,068	691,712	4277	240
23	J. P. Brophy	1,480,274	488,446	583,929	2,552,649	4	-	4	370,069	638,162	3774	233
24	J. R. Ruane	1,442,991	1,368,447	1,256,930	4,068,368	1	-	1	1,442,991	4,068,368	2628	293
25	G. E. Smith	389,817	373,843	193,699	957,359	1	3	4	389,817	239,340	1296	227
26	J. B. Reinoehl	1,011,334	616,254	705,679	2,333,267	4	2	6	252,834	388,878	2570	228
27	H. E. Shomper	587,785	299,084	177,948	1,064,817	1	-	1	587,785	1,064,817	1579	198
Total		38,887,285	13,485,837	6,735,688	59,108,810	115	16	131	338,150	451,212	80390	268

Compiled, typed: Ber

Production per Fatal Inside, and Production per Fatal Inside and Outside, By Operator, 1948

Operator	Deep mined production	Stripping production	Bank production	Total production	Fatal-ities inside	Fatal-ities outside	Fatal-ities total	Production per fatal deep mined	Production per fatal inside and outside	Empl-oyes
Alpec Coal Co.	83,966	119,893	-	203,859	1	-	1	83,966	203,859	212
Capone Coal Co.	45,123	18,335	34,109	97,567	1	-	1	45,123	97,567	125
Conlon Coal Co.	78,125	6,660	-	84,785	1	-	1	78,125	84,785	141
C. Q. & W. Coal Co.	11,688	-	-	11,688	1	-	1	11,688	11,688	19
Dial Rock Coal Co.	75,014	-	-	75,014	1	-	1	75,014	75,014	135
Fessler, John, & Bros.	3,218	-	-	3,218	1	-	1	3,218	3,218	5
Gasparini Coal Mining Co.	-	195,963	-	195,963	-	1	1	-	195,963	111
Giombetti Coal Co.	16,722	11,147	-	27,869	1	-	1	16,722	27,869	124
Glen Alden Coal Co.	6,987,269	1,044,832	-	8,032,101	24	-	24	291,136	334,671	14322
Haddock Mining Co.	372,863	184,859	31,968	589,690	3	-	3	124,288	196,563	1090
Harris Coal Co.	2,525	-	-	2,525	1	-	1	2,525	2,525	5
Harry E. Coal Co.	271,992	-	2,835	274,827	2	-	2	135,996	137,414	522
Heidelberg Coal Co.	118,397	15,344	-	133,741	3	-	3	39,466	44,580	160
Hudson Coal Co.	4,401,275	243,392	62,350	4,707,017	12	-	12	366,773	392,251	6625
Humboldt Anthracite Co.	134,642	21,222	-	155,864	2	-	2	67,321	77,932	225
Russ Contracting Co.	-	207,506	-	207,506	-	2	2	-	103,753	97
Jeddo-Highland Coal Co.	513,147	531,379	6,429	1,050,955	3	-	3	171,049	350,318	1261
Jolliet Coal Co.	122,390	27,630	-	150,020	1	-	1	122,390	150,020	253
John Jones Coal Co.	6,075	-	-	6,075	1	-	1	6,075	6,075	8
Kehoe-Berge Coal Co.	501,348	8,885	-	510,233	1	-	1	501,348	510,233	1069
Knox Coal Co.	455,437	-	-	455,437	3	-	3	151,812	151,812	550
Kohinoor Coal Co.	-	38,008	121,625	159,633	-	1	1	-	159,633	114
Lehigh Navigation Coal Co.	3,073,214	1,219,042	100,207	4,392,463	5	1	6	614,643	732,077	6280
Lehigh Valley Coal Co.	2,697,450	320,950	37,799	3,056,199	5	-	5	539,490	611,240	5103
Locust Coal Co.	458,098	146,195	91,571	695,864	1	-	1	458,098	695,864	907
Markson Coal Co.	218,252	82,410	85	300,747	-	1	1	-	300,747	395
Moffat Coal Co. Interests	2,022,629	33,494	-	2,056,123	4	-	4	505,657	514,031	2673
Morea-New Boston Brkr. Corp.	120,533	9,218	4,919	134,670	1	-	1	120,533	134,670	311
Mountain Top Coal Co.	-	236,226	40,759	276,985	-	1	1	-	276,985	204
M. & S. Coal Co.	160,911	12,590	-	173,501	1	-	1	160,911	173,501	262
Northwest Coal Co.	392,668	60,074	-	452,742	3	-	3	130,889	150,914	849
Number Nine Coal Co.	524,400	7,514	41,551	573,465	-	2	2	262,200	286,733	886
Otto Collieries Co.	-	-	15,054	15,054	-	1	1	-	15,054	238
Payne Coal Co.	365,679	105,272	-	470,951	1	1	2	365,679	235,476	843
Pennsylvania Coal Co.	769,356	-	117,031	886,387	6	-	6	128,226	147,731	1564

Production Per Fatal Inside, and Production Per Fatal Inside and Outside, By Operator, 1948

Operator	Deep mined production	Stripping production	Bank production	Total production	Fatal-ities inside	Fatal-ities outside	Fatal-ities total	Production per fatal deep mined	Production per fatal inside and outside	Empl-oyes
Philadelphia & Reading Coal & Iron Co.	3,253,321	3,057,488	901,320	7,212,129	10	5	15	325,332	480,809	9068
Pine Ridge Mining Co.	42,185	-	94,709	136,894	-	1	1	-	136,894	65
Raven Run Coal Co.	374,200	93,698	-	467,898	1	1	2	374,200	233,949	612
St. Clair Coal Co.	189,237	207,733	337,232	734,202	2	-	2	94,619	367,101	774
Susquehanna Collieries Div.	-	-	-	-	-	-	-	-	-	-
M. A. Hanna Co.	2,006,709	515,975	42,594	2,565,278	9	-	9	222,968	285,031	3780
West Side Coal Co.	57,580	-	-	57,580	1	-	1	57,580	57,580	84
Total	38,887,285#	13,485,837#	6,735,688#	59,108,810#	115	16	131	338,150#	451,212#	80390#

- Total for region, not total for companies shown on this statement

Compiled, typed: Bar

1940)
Fatalities by Months - 1948)

Year	Jan.	Feb.	Mar.	Apr.	May	June	July	Aug.	Sept.	Oct.	Nov.	Dec.	Total
1940	16	18	14	19	17	19	7	11	17	16	12	16	182
1941	22	13	15	11	14	18	15	27	19	13	11	11	182
1942	15	23	20	23	22	21	23	13	17	14	17	17	225
1943	8	14	26	16	20	13	17	22	37 [†]	13	21	11	218
1944	14	21	16	11	14	11	12	14	15	13	16	14	171
1945	14	8	14	13	2*	17	12	16	8	14	9	10	137
1946	21	21	18	14	17	5	7	10	15	18	10	13	169
1947	34	12	11	16	12	5	12	11	13	14	10	16	166
1948	18	10	12	9	8	7	15	14	10	7	13	8	131
Total	162	140	146	132	126	116	120	138	151	122	119	116	1588

[†] Explosion - 14 victims
* Idle 17 days - strike

Compiled, typed: Ber

Accidents in Which Five or More Persons Were Killed, 1847 - 1948

Year	Date	Name of colliery	Location of colliery	Cause of accident	Number killed
1847	Feb.	Spencer	Pottsville	Explosion of gas	7
1869	Sept. 6	Avondale	Plymouth	Mine fire	110
1870	Mar. 22	Potts	Locust Dale	Boiler explosion	5
	Aug. 10	Heins & Glassmire	Middleport	Cage fell down shaft	9
	" 29	Preston #3	Girardville	Car fell down slope	7
1871	May 27	West Pittston	West Pittston	Suffocated by smoke from burning breaker	20
	Oct. 2	Otto Red Ash	Branch Dale	Explosion of gas	5
1873	June 10	Henry Clay	Shamokin	" " "	10
1877	May 9	Wadesville	Wadesville	" " "	7
1878	Jan. 15	Potts	Locust Dale	" " "	5
1879	May 6	Andenried	Andenried	" " "	5
	Nov. 2	Mill Creek	Mill Creek	" " "	6
1880	May 3	Lykens Valley	Shamokin	" " "	5
1882	May 24	Kohinoor	Shenandoah	" " "	5
1884	Aug. 21	Buck Ridge	Shamokin	Mine fire	7
1885	Apr. 6	Cuyler	Raven Run	Fall of roof	10
	Aug. 11	West End	Mocanaqua	Suffocated by gas from boiler fire	10
	Oct. 21	Plymouth #2	Plymouth	Explosion of gas	6
	Dec. 18	Nanticoke #1	Nanticoke	Inrush of quicksand	26
1886	Aug. 30	Fair Lawn	Scranton	Explosion of gas	6
	Sept. 13	Marvine	Scranton	Suffocated by gas	8
	Nov. 26	Coryngham	Wilkes-Barre	Explosion of gas	12
1887	Apr. 27	Tunnel	Ashland	Suffocated by gas	5
	Oct. 1	East	Big Mine Run	Explosion of gas	5
1889	May 9	Kaska, William	Middleport	Car fell on cage in shaft	10
1890	Feb. 1	Nottingham	Plymouth	Explosion of gas	8
	Mar. 3	S. Wilkes-Barre #3	Wilkes-Barre	" " "	8
	Apr. 2	Susquehanna #4	Nanticoke	" " "	5
	May 15	Jersey #8	Ashley	" " "	26
1891	Feb. 4	Spring Mtn. #1	Jeanesville	Drowned - water from old workings	13
	Oct. 23	Richardson	Glen Carbon	Suffocated by gas	7
	Nov. 8	Susquehanna #1	Nanticoke	Explosion of gas	12
1892	Apr. 20	Lytle	Minersville	Drowned - water from old workings	10
	July 23	York Farm	Pottsville	Explosion of gas	15
1893	Apr. 1	Neilson	Shamokin	Mine fire	10
	June 22	Susquehanna #1	Nanticoke	Explosion of gas	5
	Sept. 21	Lance #11	Plymouth	" " "	6
1894	Feb. 13	Gaylord	Plymouth	Fall of roof	13
	July 17	East Sugar Loaf	Stockton	Explosion of powder & dynamite	8
	Oct. 8	Luke Fidler	Shamokin	Mine fire	5
	Oct. 11	Henry Clay	Shamokin	Boiler explosion	6
1895	Feb. 18	West Bear Ridge	Mahanoy Plane	Explosion of gas	5
	Oct. 7	Dorrance	Wilkes-Barre	" " "	7
1896	June 28	Twin	Pittston	Fall of roof	58
	Oct. 29	S. Wilkes-Barre #3	Wilkes-Barre	Explosion of gas	6
1897	Jan. 13	Wadesville	Wadesville	Crosshead fell down shaft	5
	Sept. 28	Jermyn #1	Randham	Mine fire	5
	Oct. 30	Von Storch	Scranton	" " "	6
1898	May 26	Kaska, William	Middleport	Drowned - water from old workings	6
	Oct. 1	Midvale	Wilkes-Barre	Mine fire	5
	Nov. 5	Exeter	West Pittston	Car fell on cage in shaft	9
1900	Nov. 9	Buck Mountain	Mahanoy City	Explosion of gas	7
1901	Oct. 25	Buttonwood	Plymouth	" " "	6
1902	Nov. 29	Luke Fidler	Shamokin	" " "	7
	Dec. 9	S. Wilkes-Barre	Wilkes-Barre	Explosion, powder & dynamite	5
1904	Jan. 30	Maple Hill	Mahanoy City	" " "	5
	May 5	Lance	Plymouth	" " "	5
	May 5	Locust Gap	Locust Gap	Mine fire	5

Accidents in Which Five or More Persons Were Killed, 1847 - 1948

Year	Date	Name of colliery	Location of colliery	Cause of accident	Number killed
1904	May 25	Williamstown	Williamstown	Suffocated by gas from mine locomotive	10
	Nov. 2	Auchincloss	Nanticoke	Falling down shaft	10
1905	Feb. 18	Lytle	Minersville	Fall of roof	5
	Mar. 9	Clear Spring	West Pittston	Falling down shaft	7
	Apr. 26	Conyngham	Wilkes-Barre	" " "	10
1906	May 15	Shenandoah City	Shenandoah	Explosion of powder & dynamite	7
	Aug. 6	Susquehanna #7	Nanticoke	Explosion of gas	6
1907	Mar. 2	Holden	Taylor	" " "	7
1908	June 18	Johnson #1	Priceburg	" " "	7
	May 12	Mount Lookout	Wyoming	" " "	12
	May 13	Prospect	Midvale	Fall of roof	5
	July 15	Williamstown	Williamstown	Explosion of powder & dynamite	6
	Aug. 28	Warrior Run	Wilkes-Barre	Mine cars	6
1909	Mar. 2	Pennsylvania #14	Pittston	Explosion of gas	8
	Nov. 9	Auchincloss	Nanticoke	Mine fire	9
1910	Jan. 11	Nottingham	Plymouth	Explosion of gas	7
	Mar. 12	S. Wilkes-Barre #5	Wilkes-Barre	" " "	7
1911	Apr. 7	Pancoast	Throop	Mine fire	72
	May 27	Cameron	Shamokin	Explosion of gas	5
	Sept. 12	Marvine	Scranton	Mine cars	5
	Oct. 3	Driftan #2	Freeland	Cave-in	5
1912	Jan. 9	Parrish	Plymouth	Explosion of gas	6
1913	Aug. 2	East Brookside	Tower City	" " "	20
1914	May 29	Maryd	Maryd	Overwinding of cage	6
	Sept. 16	Lehigh #4	Lansford	Explosion of gas	7
	Dec. 9	Diamond	Scranton	Falling down shaft	13
1915	Feb. 17	Prospect	Wilkes-Barre	Explosion of gas	13
1916	Feb. 8	Lance #11	Plymouth	" " "	7
	Mar. 9	Hollenback #2	Wilkes-Barre	" " "	6
	Aug. 8	Woodward	Edwardsville	" " "	6
1919	June 5	Baltimore #5 (Baltimore Tunnel)	Wilkes-Barre	Explosion, powder & dynamite	92
	July 8	Lansford	Lansford	Explosion of gas	8
1921	Mar. 9	Rahn	Seek	" " "	5
1922	Nov. 3	Eddy Creek	Scranton	Premature blast	6
1923	Feb. 21	Alliance	Middleport	Explosion of gas	5
	June 26	Richards	Mount Carmel	" " "	5
	Dec. 8	Mount Jessup #2	Jessup	Fall of roof	5
1924	June 6	Loomis	Nanticoke	Explosion of gas	14
1925	May 22	Woodward	Edwardsville	" " "	7
	Aug. 3	Dorrance	Wilkes-Barre	" " "	10
1926	May 6	Randolph	Port Carbon	" " "	5
	July 3	Pettebone	Kingston	" " "	7
	Oct. 30	Susquehanna #7	Nanticoke	" " "	9
1927	May 26	Woodward	Edwardsville	Fall of roof, followed by explosion of gas	7
1928	May 25	Baltimore #5	Wilkes-Barre	Explosion of gas	10
1930	Aug. 8	Gilberton	Gilberton	Fall of roof	8
1931	May 29	Richards	Mt. Carmel	Explosion of gas	5
1935	Jan. 21	Gilberton	Gilberton	" " "	13
	May 7	S. Wilkes-Barre	Wilkes-Barre	Piece of rock fell down shaft, struck cage	7
1936	Aug. 24	Clear Spring	West Pittston	Explosion of gas	5
1938	Apr. 27	St. Clair	St. Clair	" " "	8
	June 2	Volpe	Pittston Twp.	" " "	10
1943	Sept. 24	Frimrose	Minersville	" " "	14
1947	Jan. 15	Nottingham	Wilkes-Barre	" " "	15
	Apr. 10	Schoolley	Exeter Boro.	" " "	10
	Dec. 11	Franklin	Wilkes-Barre Twp.	" " "	8

Ber

Stripping Report, By Operator - 1948

Dist- rict	Operator & Stripping	Stripping production	Days worked	Empl- oyes
14	Alden Coal Co.	5,380	15	14
26	Alpec Coal Co.	119,893	277	74
1	Annasay Coal Co.	493	46	10
16	Beaver Brook Coal Co.	35,620	267	10
21	Blackwood Coal Co.	49,229	130	12
1	Booth, John, Inc.	120,004	294	75
26	Branchdale Coal Co.	11,290	129	12
19	Breiner & Blew	8,552	135	8
18	Broad Mountain Fuel Corp.	25,234	128	51
26	Buck Run Colliery Co.	77,795	117	73
2	Burke, McGrath & Co.	7,806	114	9
	Burke Stripping Co.			
1	Stripping	60,095	303	29
2	"	20,839	248	12
19	"	12,688	81	11
	Total for Co.	93,622		52
2	Butler Stripping Co.	7,390	127	7
10	Capone Coal Co.	18,335	*	*
1-2	C. B. & M. Coal Co.	17,389	203	20
22	Centralia Mining Co.	115,652	244	18
8	C. & G. Coal Co.	28,867	205	7
19	Colitz Coal Co.	157,522	296	72
22	Columbia Coal Co.	14,315	151	21
10	Conlon Coal Co.	6,660	*	*
6	Connelly Coal Co.	14,388	182	9
2	Consagra Coal Co.	3,570	*	*
26	Dando, Jos. P., Sr.	14,653	140	15
21	D. & B. Coal Co.	13,210	137	10
1	DeAngelis Coal Co.			
3	Bolands Stripping	130,956 9,243	* 115	* 16
	Total for Co.	140,899		16
1	Deweese Bros.	33,429	298	20
	Duryea Anthracite Co.			
10	Packer	811	*	*
14	West End	8,079	199	5
	Total for Co.	8,890		5
19	Eagle Hill Coal Co.	54,400	94	26
18	Fairclough Mining Co.	8,607	117	5
20	Franklin Coal Mining Co.	22,168	*	*
6	Fritz Bros.	2,523	179	4
5	Futch, Jos., & Sons	1,554	23	6
2	Gasparini Coal Mining Co.			
3	Stripping	21,206	271	13
26	"	60,549	315	33
	"	114,208	256	65
	Total for Co.	195,963		111
1	Gateway Coal Co.	32,831	275	20
20	Gilberton Coal Co.	43,155	269	63
6	Gilliszal Coal Co.	41,555	247	10
1	Gionbetti Coal Co.	11,147	*	*
7	Glen Alden Coal Co.			
	Nanticoke-Newport	216,323	287	97
	Loomis	12,697	40	17
11	Kidder	77,472	239	29
13	Huber	171,158	291	65
	A. E. Dick	63,437	238	28
	Kingston Excav.	85,164	294	32
	"	222,006	294	49
14	Audenried	196,575	282	109
16	"			
	Total for Co.	1,044,832		426
15	Gowen Coal Co.	8,305	65	15
10	Greenwood Mining Co.	9,198	*	*
21	Greisel, Luke	11,590	196	10

Stripping Report, By Operator - 1948

Dist- riect	Operator & Stripping	Stripping production	Days worked	Empl- oyes
15	Haddock Mining Co. Deringer	36,143	289	55
18	Tomhicken Beaver Meadow	81,290 67,426	203 263	24 68
	Total for Co.	184,859		147
22	Hammond Coal Co.	72,285	234	76
6	Harris & Walsh	117,562	262	40
22	Hazle Brook Coal Co.	67,973	248	26
6	Heidelberg Coal Co.	15,344	209	5
27	Hinchoy & McGinley	3,833	59	17
21	Hoffman Bros. Hudson Coal Co.	36,074	283	14
10	Delaware Pine Ridge	10,273 19,235	* *	* *
11	Baltimore #5	54,732	296	24
12	Loree	159,152	289	111
	Total for Co.	243,392		135
16	Humboldt Anthracite Co.	21,222	234	13
19	Huss Contracting Co.	76,940	51	51
15	Hydrotated Anth. Fuel Co. Indian Head Coal Co.	26,595	251	32
21	Indian Head	151,385	201	80
27	Colket	7,190	32	41
	Total for Co.	158,575		121
15	Jeddo-Highland Coal Co.	531,379	298	209
8	Jermyn-Green Coal Co.	17,749	178	17
6	Jerrytone Coal Co.	2,348	67	4
27	Jolliet Coal Co.	27,630	109	17
26	Jones Coal Corp.	71,434	273	51
5	Kehoe-Berge Coal Co.	8,885	263	17
20	Kohinoor Coal Co.	38,008	243	53
5	Lackawanna Mining & Construction Co. Lehigh Navigation Coal Co.	15,695	152	26
17	Coaldale Tamaqua	383,426 225,778	257 258	209 325
18	Lansford	609,838	256	354
	Total for Co.	1,219,042		888
9	Lehigh Valley Coal Co. Westmoreland	8,876	179	5
11	Franklin	9,122	122	10
16	Black Ridge	6,971	71	15
18	Granberry Hazleton Shaft	124,775 171,206	239 256	84 86
	Total for Co.	320,950		200
19	Linde & Son	510	34	6
6	L. K. Coal Co.	92,638	276	20
20	Locust Coal Co.	146,195	260	101
22	Mammoth Coal Co.	179,836	262	136
25	Markson Coal Co.	82,410	200	71
22	Martinez & Broderick	103,730	293	75
27	McCarrick Bros.	47,289	270	40
2	McConnell Stripping Co.	15,620	191	11
21	McHale & Santor	10,726	201	12
2	Mid Valley Anthracite Co.	2,237	54	10
19	Miller Contracting Co.	10,800	88	21
3	Moffat Coal Co. Interests Moosic Mountain Coal Co.	33,494	294	20
1	Stripping	7,931	88	7
2	"	2,925	44	5
	Total for Co.	10,856		12
26	Morea-New Boston Breaker Corp.	9,218	173	5
21	Morgan, Irving	9,934	239	15
1	Motley Coal Co.	20,496	*	*
19	Mountain Top Coal Co.	236,226	277	131
21	M. & S. Coal Co.	12,590	230	16

Stripping Report, By Operator - 1948

Dist- riect	Operator & Stripping	Stripping production	Days worked	Empl- oyes
23	Natalie Coal Corp.	66,641	171	65
1	Northwest Coal Co.		*	*
3	Raymond Capouse	43,616 16,458	239	21
	Total for Co.	60,074		21
6	Number Nine Coal Co. Payne Coal Co.	7,514	76	7
9	Exeter	60	17	5
16	Spring Mountain Spring Brook	61,519 43,693	286 291	46 26
	Total for Co.	105,272		77
2	Perry Construction Co.	106,587	294	25
6	Petrillo Coal Co. Phila. & Reading Coal & Iron Co.	8,847	47	7
19	Oak Hill	884,846	266	497
20	Reevesdale	195,093	164	89
22	Shenandoah Stripping Hunter Tunnel	502,737 86	269 13	372 11
22	Bast	187,773	262	76
	Bancroft	35,511	127	36
	Potts	307,950	254	74
23	Locust Gap Monitor	74,534 215,153	272 282	46 223
24	Hepburn	165,293	294	38
	Bear Valley	237,111	284	101
26	Knickerbocker	251,401	291	143
	Total for Co.	3,057,488		1697
21	Phoenix Coal Co.	16,416	160	16
1	Pioneer City Coal Co.	13,142	*	*
8	P. & J. Coal Co.	952	48	4
8	Plains-Hilldale Coal Co.	59,335	303	15
22	Raven Run Coal Co.	93,698	258	72
19	Replier Coal Co.	166,752	196	80
26	Rhoads Contracting Co.	50,100	226	36
19	Salem Hill Coal Co.	3,266	46	12
25	Sanchez, Alonzo	4,602	135	15
21	Sanchez Construction Co.	10,026	211	12
15	Sandy Run Miners & Producers	79,584	285	40
6	Scatina & Popple	14,100	244	6
19	Schoener Stripping Co.	3,600	56	15
5	Schrader, A. J.	70,132	295	21
5	Schrader Bros.	5,612	296	6
27	Schmacher & Shultz	91,560	193	44
27	Shade, John	6,698	57	5
27	Shade, Newton	174	24	5
1	Simpson Coal Co.	13,463	282	65
1	Slenska Bros.	2,316	38	6
19	Spaniard, Lewis	7,160	70	12
14	Stackhouse Coal Co.	209	18	3
19	St. Clair Coal Co.	207,733	284	95
24	Steam Coals, Inc.	107,878	200	71
16	Steele, T. F., Coal Co.	92,787	161	34
19	Stefonick & Falkovitch	144,370	250	44
	Stevens Coal Co.			
24	A. E. Dick	637,468	265	165
	Capparell	127,115	265	32
	Foderi	3,105	32	16
25	Jos. Banks	85,804	270	41
	Etzweiler	20,521	202	16
	Fronk	263	*	*
	George Huss	130,566	268	46
	McCarrick	6,859	80	33
	Nagle	68	15	5
	Potts	4,192	85	5
	Sanchez	4,092	*	*
	Scheib-Leitzel	1,797	123	7

Strippling Report, By Operator - 1948

Dist- RICT	Operator & Strippling Stevens Coal Co. (Continued) Schumacher & Son Shade, John	Strippling production	Days worked	Empl- OVER
25		25,150	79	44
		7,519	182	5
	Total for Co.	1,054,519		415
27	Stately, Wellington	10,972	276	6
24	Sumshine Coal Co.	3,350	*	10
1	Susquehanna Collieries Division (M. A. Hanna Co.)	1,249	45	*
14	Biscontini	53,091	256	33
22	Glen Lyon	83,493	266	30
	Logan	160,146	237	68
	Burke McGee	10,727	220	16
	Marlins-Broderick	23,608	136	23
	Logan Creek	48,447	280	22
	Irvine Morgan	1,819	40	9
	Northumberland Contr'g.	12,451	131	16
	Penn-Rich	14,188	228	21
	United	20,878	228	16
24	Edgewood	30,350	170	17
	Bear Valley	12,037	85	33
	Greenback	6,515	56	12
	Zerbe	1,724	18	15
	Scott	36,491	205	24
	Total for Co.	515,975		355
2	Sweeney Bros. Coal Co.	11,486	268	10
6	Strippling	187	12	5
	Total for Co.	11,673		15
6	Talamilla Coal Co.	179	20	6
1	Talisco Coal Co.	39,626	292	30
22	Tarone Coal Co.	29,765	295	15
16	Trader Horn Coal Co.	5,713	74	33
3	Turnpike Coal Co.	14,799	191	10
5	V. Coal Co.	2,994	66	9
1	Wadell Coal Co.	3,725	276	50
21	Williams Strippling Co.	79,619	239	93
19	Winton Coal Co.	67,081	251	19
22	Zimmerman Coal Co.	26,056	280	20
	Region Total	13,485,837		7,896*

*Not segregated from mine employees and days, therefore, not an accurate record.

Compiled, typed: Bar

TWENTY YEAR STUDY OF ANTHRACITE, BY COUNTIES

YEAR	CARBON	COLUMBIA	DAUPHIN	LACKAWANNA	LUZERNE	NORTHUMB.	SCHUYLKILL	SULLIVAN	SUSQUE.	WAYNE	REGION
1924	2,654,820	1,044,724	1,113,048	20,392,400	34,711,150	7,207,553	19,238,222	214,773	655,000	45,759	87,277,449
1930	1,754,134	685,253	867,363	15,312,853	27,456,102	6,749,282	15,673,224	64,071	91,296	122,981	68,776,559
1931	1,886,084	865,424	756,274	12,768,631	23,766,625	5,728,763	12,925,765	75,542	184,773	157,506	59,115,387
1932	1,821,911	497,966	673,078	11,729,255	19,327,982	4,679,188	10,479,627	70,794	97,514	124,196	49,501,511
1933	1,610,409	556,539	652,057	11,090,350	19,861,441	5,102,704	10,252,019	126,101	130,715	125,242	49,507,577
1934	2,057,670	917,520	631,835	12,440,808	21,438,372	5,767,112	12,911,938	189,070	179,236	265,390	56,798,951
1935	1,703,018	824,803	549,467	10,437,254	21,059,166	5,469,278	10,761,971	179,134	216,010	159,010	51,359,111
1936	1,873,797	1,546,144	400,758	11,154,691	21,315,049	5,208,201	12,333,446	213,847	19,169	198,914	54,264,016
1937	2,076,398	1,251,044	484,403	9,117,509	22,487,109	4,604,212	11,461,545	99,879	15,339	102,858	51,700,296
1938	1,947,771	1,157,913	425,871	8,439,828	20,365,737	4,090,787	9,774,216a	49,383	7,030	10,975	46,269,511
1939	2,514,152	964,346	476,960	9,198,552	23,377,666	4,815,235	9,885,719b	36,684	124,791	5,602	51,399,707
1940	2,175,348	1,026,366	505,558	9,259,463	22,672,016	4,499,464	11,242,175c	50,844	86,149	9,071	51,526,454
1941	2,401,741	1,067,473	345,545	8,973,827	24,316,481	4,934,077	11,822,153d	49,179	21,686	10,015	53,942,177
1942	2,796,798	998,124	57,479	9,344,388	25,767,343	5,295,913	13,520,462e	49,113	62,761	47,248	57,939,629
1943	3,150,839	861,015	229,826	9,149,647	24,082,663	5,463,150	17,396,092f	101,977	73,037	3,484	60,511,730
1944	3,644,877	1,147,941	299,349	9,427,467	24,810,042	5,743,444	18,834,594g	147,756	46,216	10,903	64,112,589
1945	3,345,258	1,121,228	292,662	8,083,021	21,073,255	5,001,063	16,731,289h	187,007	66,452	*	55,901,235
1946	3,166,205	1,457,754	141,800	9,058,331	22,770,658	6,342,793	18,811,399	105,862	123,908	*	61,978,710
1947	2,933,809	1,507,884	28,731	8,538,164	21,990,960	6,779,549	16,259,688	46,785	142,415	*	58,227,985
1948	2,801,893	1,679,495	10,254	8,610,881	21,591,846	6,937,340	17,275,544i	63,230	198,327	*	59,108,810
1924	4,776	2,213	2,043	35,846	63,308	14,660	37,672	708	1,178	99	162,503
1930	4,216	1,757	2,016	36,317	61,114	11,354	33,082	584	457	274	151,171
1931	4,160	1,290	1,766	33,797	59,225	11,326	25,654	586	254	342	136,400
1932	3,870	997	1,657	29,700	50,231	10,084	21,507	703	454	297	119,480
1933	3,392	1,009	1,285	21,375	44,450	7,980	21,547	718	203	510	102,469
1934	4,344	948	1,126	22,954	46,737	8,161	21,062	510	200	209	106,251
1935	4,935	1,324	1,012	20,889	43,701	7,757	19,697	596	403	225	100,539
1936	5,517	1,697	888	19,607	44,454	7,525	19,159	611	27	219	99,704
1937	4,282	1,871	877	19,188	45,755	7,489	19,002	426	158	69	99,117
1938	4,713	1,951	918	17,818	45,731	7,473	18,065a	290	42	20	97,921
1939	4,686	1,943	904	17,875	43,344	7,637	16,494b	215	235	19	93,352
1940	4,376	1,664	867	16,860	43,238	7,397	16,039c	187	145	17	90,790
1941	4,446	1,489	587	14,974	43,726	6,815	16,615d	144	37	16	88,849
1942	4,433	1,486	553	14,388	39,219	6,498	16,945e	104	38	43	83,707
1943	4,337	1,316	130	13,064	35,807	6,485	18,052f	164	14	*	79,369
1944	4,940	1,711	149	12,344	33,660	6,409	18,721g	211	*	*	78,145
1945	4,588	1,954	195	11,400	32,888	5,877	19,127h	207	29	*	76,265
1946	4,599	2,162	300	12,010	34,526	6,124	20,613	181	41	*	80,556
1947	4,891	2,319	152	12,381	33,869	6,636	20,302	127	53	*	80,730
1948	4,637	1,963	61	12,222	34,282	6,521	20,523	140	41	*	80,390

20

TWENTY YEAR STUDY OF ANTHRACITE, BY COUNTIES

	YEAR	CARBON	COLUMBIA	DAUPHIN	LACKAWANNA	LUZERNE	NORTHUMB.	SCHUYLKILL	SULLIVAN	SUSQUE.	WAYNE	REGION
	1924	278	225	277	276	270	273	271	121	298	295	271
	1930	175	147	184	212	213	265	196	66	115	159	210
	1931	176	178	198	185	175	185	185	66	183	198	180
	1932	139	161	167	169	154	181	164	96	57	106	160
	1933	134	156	191	209	170	211	167	75	192	127	179
	1934	174	218	221	235	192	240	195	174	269	270	206
	1935	147	135	193	206	181	222	181	143	217	198	187
	1936	142	215	159	224	181	213	188	208	171	181	193
Average days worked	1937	169	202	201	186	190	186	180	123	86	141	186
	1938	166	191	192	178	168	176	168a	103	85	163	171
	1939	175	164	205	180	190	194	175b	100	186	144	185
	1940	180	194	204	195	183	180	191c	132	142	142	187
	1941	190	184	221	205	196	217	196d	188	154	159	199
	1942	230	235	39	241	259	236	234e	210	212	219	246
	1943	267	267	287	273	277	277	258f	239	234	*	269
	1944	293	292	312	300	304	262	274g	282	*	*	292
	1945	265	267	261	270	274	258	250h	260	174	*	265
	1946	262	234	74	275	278	257	251	217	272	*	266
1947	269	270	139	272	283	269	277	183	255	*	277	
1948	272	163	199	279	281	265	250i	202	188	-	268	
	1924	11	11	7	125	193	38	110	-	1	-	496
	1930	11	-	5	108	164	29	123	-	1	3	444
	1931	6	4	4	116	151	32	67	1	-	3	384
	1932	3	1	8	59	116	13	42	-	-	1	243
	1933	3	-	1	59	110	14	43	2	-	-	232
	1934	7	4	2	59	114	24	47	1	2	-	260
	1935	4	3	7	50	123	16	61	3	-	-	267
	1936	4	-	2	50	137	14	34	-	-	-	241
	1937	5	6	9	35	102	15	38	1	-	1	212
	1938	6	4	5	49	102	13	44	-	-	-	223
	1939	7	5	3	46	108	13	27	-	1	-	210
	1940	6	2	3	35	93	10	33	-	-	-	182
	1941	8	2	2	37	98	7	35	-	-	-	189
	1942	4	6	-	35	128	16	36	-	-	-	225
	1943	7	5	-	36	103	13	54	-	-	-	218
	1944	12	4	1	37	70	15	32	-	-	-	171
	1945	6	6	-	27	53	13	32	1	-	-	138
	1946	6	6	-	27	79	12	38	1	-	-	169
	1947	4	5	-	25	104	13	15	-	-	-	166
	1948	5	3	-	19	65	5	34	-	-	-	131

TWENTY YEAR STUDY OF ANTHRACITE, BY COUNTIES

	YEAR	CARBON	COLUMBIA	DAUPHIN	LACKAWANNA	LUZERNE	NORTHUMB.	SCHUYLKILL	SULLIVAN	SUSQUE.	WAYNE	REGION
	1924	1,325,996	498,917	566,352	9,879,932	17,094,203	4,008,190	10,214,942	85,557	350,847	29,205	44,054,141
	1930	738,578	257,535	371,794	7,689,354	12,990,705	3,010,032	6,482,976	38,484	52,749	43,458	31,675,665
	1931	730,607	230,208	349,013	6,288,064	10,359,468	2,100,810	4,748,290	38,404	46,601	67,648	24,959,113
	1932	537,711	160,097	276,268	5,011,732	7,724,183	1,822,717	3,516,543	67,632	25,763	31,228	19,173,874
	1933	455,966	157,495	244,098	4,462,932	7,539,709	1,681,984	3,601,752	54,129	38,976	64,680	18,301,721
	1934	756,434	206,878	248,595	5,384,563	8,991,190	1,958,718	4,097,456	88,891	53,800	56,430	21,842,955
	1935	727,462	178,122	195,668	4,301,651	7,899,403	1,724,406	3,570,398	85,202	87,390	44,585	18,814,287
	1936	781,883	367,474	141,498	4,439,859	8,048,873	1,606,329	3,598,172	127,098	4,275	39,496	19,154,957
	1937	725,560	378,726	176,737	3,564,769	8,680,115	1,395,236	3,406,363	52,506	13,648	9,714	18,403,374
	1938	783,486	372,549	175,948	3,162,859	7,699,347	1,316,707	3,039,160a	28,581	3,570	3,257	16,585,464
	1939	821,611	318,779	185,320	3,225,238	8,234,943	1,483,189	2,888,408b	21,382	43,656	2,735	17,225,261
	1940	789,147	322,265	176,868	3,288,238	7,959,512	1,328,685	3,067,419c	24,683	20,590	2,414	16,979,821
	1941	846,859	274,325	129,826	3,063,605	8,586,535	1,479,290	3,260,577d	27,035	5,708	2,544	17,676,304
	1942	1,021,633	349,214	21,313	3,462,164	10,163,813	1,535,344	3,972,274e	21,884	8,066	9,432	20,565,137
	1943	1,156,102	351,130	37,310	3,571,795	9,902,178	1,680,211	4,659,538f	39,286	3,276	*	21,400,826
	1944	1,446,126	500,067	46,488	3,703,717	10,246,301	1,681,792	5,125,620g	59,589	*	*	22,809,700
	1945	1,213,929	522,380	50,878	3,075,875	9,007,593	1,516,281	4,783,602h	53,892	5,054	*	20,229,484
	1946	1,203,296	506,786	22,220	3,308,524	9,599,152	1,572,477	5,179,903	39,356	16,225	*	21,447,939
	1947	1,320,100	626,568	2,873	3,382,378	9,602,447	1,790,633	5,639,097	23,233	5,202	*	22,392,531
	1948	1,259,080	319,830	12,152	3,409,360	9,641,708	1,725,123	5,130,772	28,335	7,704	-	21,534,064
	1924	241,347	94,975	159,007	163,139	179,851	189,672	174,893	-	655,060	-	175,963
	1930	159,467	-	173,473	141,786	167,415	232,734	127,425	-	91,296	40,994	154,902
	1931	314,347	216,356	189,069	110,074	157,395	179,024	192,922	75,542	-	52,502	153,946
	1932	607,304	497,966	84,135	198,801	166,621	369,938	249,515	-	-	124,196	203,710
	1933	536,803	-	652,057	187,972	180,559	364,479	238,419	63,051	-	-	213,395
	1934	293,953	229,380	315,918	210,861	188,056	240,296	274,722	189,070	89,618	-	218,458
	1935	425,755	274,934	78,495	208,745	171,213	341,830	176,426	59,711	-	-	192,356
	1936	468,449	-	200,379	223,092	155,584	372,014	362,743	-	-	-	225,162
	1937	415,280	208,507	53,823	260,500	220,462	306,947	301,620	99,879	-	102,858	243,869
	1938	324,629	289,478	85,174	172,241	199,664	314,676	222,001	-	-	-	207,487
	1939	359,165	192,869	158,987	199,969	216,460	370,403	366,138	-	124,791	-	244,761
	1940	362,558	153,183	168,519	264,556	243,785	449,946	340,672	-	-	-	283,112
	1941	300,218	533,736	172,773	242,536	248,127	704,868	337,776	-	-	-	285,408
	1942	699,200	166,354	-	266,983	201,307	330,995	375,568	-	-	-	257,509
	1943	450,120	172,203	-	254,157	233,812	420,242	322,150	-	-	-	277,577
	1944	303,740	286,985	299,349	254,796	354,429	382,896	588,581	-	-	-	374,927
	1945	557,543	186,871	-	299,371	397,609	384,697	522,853	187,007	-	-	405,081
	1946	527,701	242,959	-	335,494	288,236	528,566	495,037	105,862	-	-	366,738
	1947	733,452	301,577	-	341,527	211,452	521,504	1,083,979	-	-	-	350,771
	1948	560,379	559,832	-	453,204	332,182	1,387,468	508,104	-	-	-	451,212

Anthracite Operators, General Managers, Mailing Addresses

1948

Dist- riect	Operator	General Manager	Address
16	Carbonizing Coal Co.	Ray E. Davis	Scranton, Pa.
11	#Cardoni & Nardone	H. E. Cardoni, Miners Bank Bldg., Wilkes-Barre, Pa.	
12	Carey, Baxter & Kennedy	William E. Conroy	Plymouth, Pa.
5	Cassidy & Guillorn	James Cassidy	Old Forge, Pa.
1-2	C. B. & M. Coal Co.	Eugene Bartol,	Peckville, Pa.
3	#C. & C. Coal Co.	Harry Cimini	Scranton, Pa.
19	C. & D. Coal Co.	Louis Chiavarolli	Pottsville, Pa.
22	Centralia Mining Co.	Elmer Christ	Centralia, Pa.
2	C. & F. Coal Co.	Guido Castellani	Jessup, Pa.
8	C. & G. Coal Co.	Daniel Constantino	Yatesville, Pa.
20	Charnick Coal Co.	Walter Ivanowski	Shenandoah, Pa.
20	#Chesla Coal Co.	Edward Chesla	Shenandoah, Pa.
21	Chornack Bros.	Steve Chornack	Gordon, Pa.
3-5	Cimini Coal Co.	Harry Cimini	Scranton, Pa.
27	C. M. & Z. Coal Co.	Steve Carroll	Jonestown, Pa.
19	Coal Rain Coal Co.	Ralph Peters	Cumbola, Pa.
19	Colitz Coal Co.	Frank Colitz	Pottsville, Pa.
3	#Colmac Coal Co.	Earl McLaughlin	Scranton, Pa.
22	Columbia Coal Co.	Thomas Doolin	Ashland, Pa.
19	#Confair Coal Co.	Elmer Confair	Minersville, Pa.
10	Conlon Coal Co.	Paul J. Conlon	Hudson, Pa.
6	Connelly Coal Co.	John Connelly	Luzerne, Pa.
2	#Consagra Coal Co.	Louis Consagra	Blakely, Pa.
2	Costanzo Coal Co.	Joseph Costanzo	Dummore, Pa.
12	Courtale Coal Co.	Alex Seleski	Courtale, Pa.
22	C. Q. & W. Coal Co.	Andrew Quilles	Frackville, Pa.
16	Cranberry Mining Co.	Albert Peca	Mahanoy City, Pa.
1	#C. & S. Coal Co.	James Archbal	Archbal, Pa.
23	Cullen Coal Co.	John J. Cullen	Mt. Carmel, Pa.
25	Curran & Grossgetter	Kenneth L. Curran	Goodspring, Pa.
24-27	Dancott Coal Co.	David Evans	Shamokin, Pa.
27	Dando, Jos. P. Sr.	J. P. Dando, Sr.	Llewellyn, Pa.
27	Dando, Jos. P. Jr.	J. P. Dando, Jr.	Pottsville, Pa.
21	Dantas, Alfred	Alfred Dantas	Cressona, Pa.
24	Dark Corners Coal Co.	Peter Fadorshock	Shamokin, Pa.
19	Darkwater Coal Co.	Thomas Newton	St. Clair, Pa.
20	#Drift Coal Co.	Frank Mucha	Frackville, Pa.
27	D'Attilio, Camillo	Camillo D'Attilio	Minersville, Pa.
21	#D. & B. Coal Co.	J. P. Dando, Sr.	Llewellyn, Pa.
1-3	DeAngelis Coal Co.	Vincenzo DeAngelis	Carbondale, Pa.
6	#Deangelo Coal Co.	Louis Sarf	Box 352, Pittston, Pa.
25	Deaven, David	David Deaven	Box 13, Pine Grove, Pa.
3	Denchy Coal Co.	William Denchy	Jessup, Pa.
26	#Dern Coal Co.	Albert Kluchinsky	Mahanoy City
1-12	Deweese Bros.	C. K. Deweese	Box 1243, Kingston, Pa.
9	Dial Rock Coal Co.	Thomas R. Lewis	Wyoming, Pa.
24	Diminick Coal Sales Co.	Ferdinand Diminick	Danville, Pa.
25	D. & K. Coal Co.	Hugh Dolan	Pottsville, Pa.
25	#Donton & Co.	Charles Donton	Pine Grove, Pa.
21	Downtown Coal Co.	John Marnickas	Minersville, Pa.
20	#Drift Coal Co.	Frank Mucha	Frackville, Pa.
10-14	Duryea Anthracite Co.	Charles Adonizio	R.D.#2, Wilkes-Barre, Pa.
1	Dwonczyk Coal Co.	Joseph Dwonczyk	Peckville, Pa.
22	Dyszal Coal Co.	George Dyszel	Lost Creek, Pa.
24	D. & Z. Coal Co.	Stanley Diminick	Shamokin, Pa.
19	Eagle Hill Coal Co.	Edward P. Whitby	Pottsville, Pa.
27	Ebert, George & Co.	George Ebert	Hegins, Pa.
1	Eddie & Joe Coal Co.	Eddie Andreoli	Eynon, Pa.
23	Elgin & Moleski	Bolick Moleski	Kulpmont, Pa.
20	Engle Coal Co.	Joseph Engle	Shenandoah, Pa.
20	Englewood Coal Co.	Russell Fatusko	Frackville, Pa.
23	Exchange Coal Co.	Joseph Corbaccio	Atlas, Pa.

Anthracite Operators, General Managers, Mailing Addresses

1948

Dist- riect	Operator	General Manager	Address
2	Fabri Coal Co.	Richard Fabri	Jessup, Pa.
18	Fairclough Mining Corp.	N. B. Fairclough	Beaver Meadow, Pa.
21	Falls Coal Co.	John Zernheldt	Zerbe, Pa.
2	#Falls Mining Co.	Andrew Picciolli	Peckville, Pa.
21	Farley-Laychack	Norbert Farley	R. D. #1, Pottsville, Pa.
21	Fegley & Tretter	Vincent Fegley	Minersville, Pa.
25	#Fessler (John) & Bros.	John Fessler	Pine Grove, Pa.
27	Fetterhoff & Dommoyer	Paul Dommoyer	Ravine, Pa.
23	Fetterman & Co.	Arnold Fetterman	Mt. Carmel, Pa.
22	Fisher Coal Co.	Charles Fisher	Gordon, Pa.
5	Florine Coal Co.	Anthony Minichello	Old Forge, Pa.
24	Folieri & Louis	Louis Folieri	Box 223, Shamokin, Pa.
8-10	Franklin Coal Mining Co.	Louis Fagnotti	West Pittston, Pa.
6	Fritz Bros.	Frank Fritz	Dupont, Pa.
5	#Futch, Joseph	Joseph Futch	Old Forge, Pa.
1	F. & W. Coal Co.	Harry Farnetti	Jessup, Pa.
23	Garcia & Co.	John Garcia	Kulpmont, Pa.
2-3-26	Gasparini Coal Mining Co.	Gene Gasparini	Peckville, Pa.
1	Gateway Coal Co.	Charles Volpe	Forest City, Pa.
7	Gaylord Coal Co.	Samuel Bird	Plymouth, Pa.
26	German Hauling Co.	William German	Mahanoy City, Pa.
1	Gianforco Coal Co.	George Gianforco	Archbal, Pa.
20-22-26	Gilberton Coal Co.	Elmer C. Christ	Pottsville, Pa.
1	Gildea Coal Co.	John A. Gildea	Scranton, Pa.
1	Gillen Coal Co.	Thomas Gillen	Carbondale, Pa.
6	Gillizzi Coal Co.	Anthony Gillizzi	Pittston, Pa.
1	#Gillott Coal Co.	Angelo Gillott	Carbondale, Pa.
1	Giombetti Coal Co.	Angelo Giombetti	Carbondale, Pa.
19	Glacier Coal Sales Co.	Jake Falkowitz	Cumbola, Pa.
3-7-11-12-			
13-14-16	Glen Alden Coal Co.	Henry A. Dierks	Scranton, Pa.
5	G. & M. Coal Co.	George Maffei	Moosic, Pa.
2	G. M. A. Coal Co.	John Alfonso	Jessup, Pa.
25	Good Peoples Coal Co.	Harry Witmer	Lykens, Pa.
21	Gontarchick Bros.	Mike Gontarchick	Minersville, Pa.
15	Gowen Coal Co.	Elmer Roth	Fern Glen, Pa.
20	#Gownley Coal Co.	Terrence Gownley	Lost Creek, Pa.
2	Gravine Coal Co.	Frank Gravine	Archbal, Pa.
23	Grecco Coal Co.	Savern Grecco	Kulpmont, Pa.
5-10-15	Greenwood Mining Co.	John S. Marshall	Box 182, Scranton, Pa.
21	Graisel, Luke	Luke Graisel	Deer Lake, Pa.
20	Grochowsky Coal Co.	Alex Grochowsky	Shenandoah, Pa.
2	G. & S. Coal Co.	Leno Giombetti	Jessup, Pa.
2	Guiducci Coal Co.	Andrew Guiducci	Peckville, Pa.
20	Gulbinsky Coal Co.	Julian Gulbinsky	Frackville, Pa.
6	Guzior Coal Co.	Barney Guzior	Dupont, Pa.
21	G. W. B. Coal Co.	Joseph Gavaletz	Minersville, Pa.
15-18-19	Haddock Mining Co.	John C. Haddock	Wilkes-Barre, Pa.
22	Hammond Coal Co.	R. L. Birtley	Shenandoah, Pa.
14-22-23-24	Hanna Co., M. A. Susquehanna Colls. Div. }	C. A. Gibbons	Nanticoke, Pa.
20	Harris Coal Co.	Alex Harris	Shenandoah, Pa.
6	Harris & Walsh	Erwin Harris	372 Lacka. Ave., Scranton
9	Harry E. Coal Co.	Joseph Mayers	W. Pittston, Pa.
27	Hatter, Ernest	Ernest Hatter	Hegins, Pa.
19	Haven Coal & Supply Co.	Charles Manbeck	Schuylkill Haven, Pa.
22	Hazle Brook Coal Co.	C. A. Garner	Jeddo, Pa.
6	Heidelberg Coal Co.	John B. McDade, 1st Nat.	Bank Bldg., Scranton, Pa.
27	Hepler & Otto	John Hepler	Hegins, Pa.
21	Herb (Austin) & Co.	Austin Herb	Valley View, Pa.
21	Herb & Reed	Roy Herb	Valley View, Pa.
6	Hillside Coal Co.	Gene Popple	Avoca, Pa.
19	Hillside Coal Co.	Priscilla Norvidas	Pottsville, Pa.
22	Hill Vue Coal Co.	Warren Neumeister	R. D. Ashland, Pa.

Anthracite Operators, General Managers, Mailing Addresses

1948

Dist- rict	Operator	General Manager	Address
27	#Hinchey & McGinley	Joseph Hinchey	Centralia, Pa.
21	Hoffman Bros.	George Hoffman, Sr.	Frackville, Pa.
19	#Hollow Coal Co.	Gabriel DiLozzi	Minersville, Pa.
27	Holohan, Thos., & Co.	Thomas Holohan	R.D. #2, Pottsville, Pa.
24	Hoover Coal Mining Co.	George W. Hoover	Sunbury, Pa.
1-2-5-10			
11-12	Hudson Coal Co.	Edgar C. Weichel	Wyoming Ave., Scranton, Pa.
16	Humboldt Anthracite Co.	George Chisnell	Hazleton, Pa.
19-25	Huss Contracting Co.	George Huss	Ringtown, Pa.
15	Hydrotated Anth. Fuel Co.	Howell W. Hastie	Lattimer Mines, Pa.
23	Ibanez & Co.	Pedro Ibanez	Mt. Carmel, Pa.
21-27	Indian Head Coal Co.	Louis J. Pagnotti	W. Pittston, Pa.
19	Indian Run Coal Co.	Ed. Garote	Cressona, Pa.
25	J. C. J. Coal Co.	George R. Taylor	McAdoo, Pa.
15	Jeddo-Highland Coal Co.	C. A. Garner	Jeddo, Pa.
6	Jenkins Coal Co.	Joseph Capone	Pittston, Pa.
6-8	Jermyn-Green Coal Co.	K. A. Lambert	Box 379, Pittston, Pa.
6	#Jerrystone Coal Co.	Edward Savoy	Brownstown, Pa.
24	Johnson Coal Sales Co.	Frank O. Johnson	Shamokin, Pa.
27	Jolliet Coal Co.	Louis J. Pagnotti	W. Pittston, Pa.
22-25	Jonathan Coal Co.	George Fleming	Ashland, Pa.
24	Jonathan Coal Mining Co.	W. R. Bennett, Phila. Bank Bldg., Philadelphia, Pa.	
26	Jones Coal Corp.	John E. Jones	Pottsville, Pa.
26	Jones (John) Coal Co.	John Jones	Mahanoy City, Pa.
5	Jr. Coray Coal Co.	Lindo Berrettini	Plains, Pa.
24	K. & D. Coal Co.	John Deitrich	Box 515, Shamokin, Pa.
5-9	Kehoe-Berge Coal Co.	John C. Kehoe, Jr.	49 S. Main St., Pittston, Pa.
19	Keller Coal Co.	Randolph Keller	Mt. Laffee, Pa.
22	#Kendricks Coal Co.	Ray Kendricks	Shaft, Pa.
3	Keyser Valley Coal Co.	James Moore	Scranton, Pa.
7	Kingston Excavating Co.	John B. Gorgan	Kingston, Pa.
12	Kingston Mining Corp.	Morgan Bird, Sr.	Edwardsville, Pa.
20	Klimas Bros.	George Klimas	Shaft, Pa.
27	Klinger, Talbert	Talbert Klinger	R. D. #1, Ashland, Pa.
19	K. M. F. Coal Service	Howard Fees	Middleport, Pa.
8	Knox Coal Co.	Robert L. Dougherty	Wyoming, Pa.
25	Kocher, Leon E.	Leon E. Kocher	Valley View, Pa.
20	Kohlnoor Coal Co.	R. L. Birtley	Shenandoah, Pa.
20	Kolis Coal Co.	Anthony Kolis	Shenandoah, Pa.
20	Kovalick Coal Co.	Michael Kovalick	Shaft, Pa.
27	Kovolus, Charles	Charles Kovolus	Phoenix Park, Pa.
27	Kramer, Brown & Reibsane	Arthur Kramer	Lykens, Pa.
21	Kreiser Coal Co.	Frank Kreiser	Fine Grove, Pa.
27	Kroh, Harvey	Harvey Kroh	R. D. #1, Hegins, Pa.
22	Kudricks Coal Co.	John Kudricks	Girardville, Pa.
20	Kurchock Contracting Co.	Joseph Kurchock	Hazleton, Pa.
5	Lacka. Mng. & Construc. Co.	Joseph Grill	Old Forge, Pa.
7	Lamar Coal Co.	C. S. Maurer	Hegins, Pa.
12	Larksville Coal Co.	Alex Seleski	Luzerne, Pa.
24	Latsha Coal Co.	Daniel R. Latsha	Elysburg, Pa.
25	Legal Coal Co.	Kenneth L. Curran	Goodspring, Pa.
17-18	Lehigh Navigation Coal Co.	D. C. Helms	Lansford, Pa.
9-10-11-			
16-18	Lehigh Valley Coal Co.	K. F. Arbogast	Wilkes-Barre, Pa.
21	Lehman, Marlin	Marlin Lehman	Tremont, Pa.
2	Lemencelli Coal Co.	Peter Lemencelli	Eynon, Pa.
21	Lengle, Luther	Luther Lengle	Pine Grove, Pa.
25	#Lengle, M. Luther	M. Luther Lengle	R. D. 3, Pine Grove, Pa.
24	Level Coal Co.	Frank V. Appel	Shamokin, Pa.
23	Little-Chickora Coal Co.	Cornelius Little	Kulpmont, Pa.
24	Little Chief Coal Co.	Edward J. Nalewak	Shamokin, Pa.
21	Live Oak Coal Co.	Peter Laychack	Minersville, Pa.
19	#Linde & Son	J. H. Linde	Pottsville, Pa.
6	#Lizak Coal Co.	Andrew Lizak	Dupont, Pa.
6	L. K. Coal Co.	George Kaminski	Dupont, Pa.
5	Lockett Coal Co.	Fred Lockett	Old Forge, Pa.

Anthracite Operators, General Managers, Mailing Addresses

1948

Dist- rict	Operator	General Manager	Address
20	Locust Coal Co.	J. J. Crans	Shenandoah, Pa.
26	Locust Valley Coal Co.	Herman Judacufsky	Mahanoy City, Pa.
19	Lohb Coal Co.	J. Harold Fisher	Pottsville, Pa.
24	Lower Region Coal Co.	Modes Foierei	Box 240, Shamokin, Pa.
27	Lucas, John	John Lucas	Branchdale, Pa.
27	Lucas, Joseph	Joseph Lucas	Lykens, Pa.
9	Luzerne County Gas & Electric Corp.	C. E. Warsaw	Kingston, Pa.
26	Lykens Coal Co.	Daniel Pereira	Mahanoy City, Pa.
21	Mascario, John	John Mascario	Minersville, Pa.
6	Major Coal Co.	Adam Major	Avoca, Pa.
26	Maksymik Hauling Co.	Stanley Maksymik	Shenandoah, Pa.
27	Malho Coal Co.	Anthony Malho	Lavelle, Pa.
20	Mallio Coal Co.	Nicholas Mallio	Gilberton, Pa.
9	Maltby Coal Co.	W. E. Sunday	Wyoming, Pa.
22	Mammoth Coal Co.	Sol Fox	Raven Run, Pa.
25	Markson Coal Co.	Edwin A. Weyman	Goodspring, Pa.
22	Martinez & Broderick	Joseph Martinez	Ashland, Pa.
3	Maselli Coal Co.	Enrico Bevilacqua	Olyphant, Pa.
19	Matleska Coal Co.	John Matleska	Minersville, Pa.
24	Maurer Coal Sales Co.	Charles Maurer	Box 318, Shamokin, Pa.
1	Mazzoni Coal Co.	Delmo Mazzoni	Peckville, Pa.
6	M. B. Coal Co.	Stanley Barovitz	W. Avoca, Pa.
27	McCarrick Bros.	John McCarrick	Tremont, Pa.
2	McConnell Stripping Co.	Robert McConnell	Scranton, Pa.
21	McHale & Santor	James McHale	Port Carbon, Pa.
20	Melusky Coal Co.	Edward Melusky	Shaft, Pa.
2	Mid Valley Anthracite Co.	Rudolph Rosetti	Jessup, Pa.
19	Millard Coal Co.	Joseph Millard	Minersville, Pa.
19	#Miller Contracting Co.	C. L. Miller	Minersville, Pa.
25	Miller, Daniel	Daniel Miller	Valley View, Pa.
25	Miller, Franklin	Franklin Miller	Ravine, Pa.
27	Mine Hill Coal Co.	Charles Martin	Minersville, Pa.
3-6	Minichello Coal Co.	Louis Minichello	Peckville, Pa.
5	Minichello, I. J.	L. J. Minichello	Peckville, Pa.
26	M. & K. Coal Co.	M. Kodis	Mahanoy City, Pa.
1	M. & M. Coal Co.	Michael Mikulak	Simpson, Pa.
3-5	Moffat Coal Interests	Earl Lamb	Scranton, Pa.
10	#Monahan Coal Co.	William A. Monahan	Forksville, Pa.
15	Monitor Co., Inc.	A. E. Dick, Jr.	Hazleton, Pa.
1-2	Mosaic Mountain Coal Co.	Raneiro Giombetti	Jessup, Pa.
26	Morea-New Boston Brkr. Corp.	J. D. Connors	Morea, Pa.
21	Morgan, Irving	Irving Morgan	R. D. #1, Ashland, Pa.
1	Motley Coal Co.	Sandy Consagra	Mayfield, Pa.
26	#Mountainside Mining Co.	Harry W. McCann	Westfield, New Jersey
19	Mountain Top Coal Co.	Ralph Peters	Tuscarora, Pa.
6	M. P. Coal Co.	Nicholas Malinics	Dupont, Pa.
21	M. & S. Coal Co.	R. E. Watkins	Minersville, Pa.
19	Mt. Laffee Coal Co.	Dave J. Smith	Pottsville, Pa.
24	Mutual Coal Co.	Walter Krusick	Excelsior, Pa.
21	M. V. M. Coal Co.	Dominic Valent	Palo Alto, Pa.
6	Namura Coal Co.	Charles Namura	Peckville, Pa.
6	Nardone Coal Co.	Louis Sarf	Pittston, Pa.
23	Natalie Coal Corp.	Peter Mucha	Mt. Carmel, Pa.
2-3	Nay Aug Coal Co.	Frank J. Collins	Scranton, Pa.
2	#Nayduck Coal Co.	Basil Nayduck	Mayfield, Pa.
2	#Nerve Coal Co.	Anthony Warnero	Throop, Pa.
22	North Basin Coal Co.	Arthur Tambur	Old Forge, Pa.
1	North Penn Coal Co.	Matt Gehen	Peckville, Pa.
1-3	Northwest Coal Co.	Oresti Paolletti	Carbondale, Pa.
18	#Norvidas & Patrick	Leonard Patrick	Beaver Meadow, Pa.
6	Number Nine Coal Co.	Joseph Mayers	W. Pittston, Pa.
24	Oak Coal Yard	Ernest Landis	Tharptown, Pa.
27	Olenick, Harry & John	Harry Olenick	Primrose, Pa.
2	Ondrick Coal Co.	John Ondrick	Clarks Summit, Pa.

Anthracite Operators, General Managers, Mailing Addresses
1948

Dist- riort	Operator	General Manager	Address
26	Onyx Coal Co.	Albert Peca	Mahanoy City, Pa.
27	Orchard Coal Co.	Ross Withelder	Zerbe, Pa.
22	Oribe Coal Co.	Richard Oribe	Keiser, Pa.
27	Otto, C. M. & Son	Herman C. Otto	Hegins, Pa.
22	Otto Collieries Co.	Sol Jenkins	Ashland, Pa.
25	Otto Miners	Herman Otto	Hegins, Pa.
5	#Oxford Coal Co.	Earl V. McLaughlin	Lincoln Bldg., Scranton, Pa.
2	#Pagnotti Coal Co.	Joseph Mayers	W. Pittston, Pa.
20	#Paisley Trucking Co.	George Paisley	Hazleton, Pa.
3-6	Fanzitta Coal Co.	Dominick Fanzitta	Pittston, Pa.
9-16	Payne Coal Co.	Bruce Payne	Wilkes-Barre, Pa.
19	#Peach Mountain Coal Co.	Alvin Young	Frackville, Pa.
26	Peca Coal Co.	Albert Peca	Mahanoy City, Pa.
27	Penag Coal Co.	Edward Twigger	Shamokin, Pa.
1	Penbrook Coal Co.	John Swader	Archbald, Pa.
19	Penna Coal Co.	Joe Penna	Minersville, Pa.
2-8	Pennsylvania Coal Co.	R. A. Lambert	Scranton, Pa.
2	Perry Construction Co.	Alex Fink	Scranton, Pa.
6	Petrillo Coal Co.	Angelo Petrillo	Exeter, Pa.
19-20-22-23-24-			
25-26	Phila. & Reading C. & I. Co.	Edward G. Fox	Pottsville, Pa.
21	Phoenix Coal Co.	Alfred Clarkson	Pottsville, Pa.
26	Phoenix Contracting Co.	Bart. Herrity	Ashland, Pa.
25	Pine Creek Coal Co.	Harrison Klinger	Spring Glen, Pa.
22	Pine Ridge Mining Co.	J. T. Klemm	Ashland, Pa.
1	Pioneer City Coal Co.	Angelo Giombetti	Carbondale, Pa.
23	Pioneer Construction Co.	Charles Steiner	Shamokin, Pa.
23	#Pizzoli, August	August Pizzoli	Atlas, Pa.
8	P. & J. Coal Co.	Paul A. Sindaco	Pittston, Pa.
8	Plains-Hilldale Coal Co.	Carlo Saporito	R.D. 2, Wilkes-Barre, Pa.
6	Plasick Coal Co.	Walter Plasick	Dupont, Pa.
1	Ploskonka Coal Co.	Louis Ploskonka	Peckville, Pa.
23	Polinko-Ladika	John Polinko	Kulpmont, Pa.
2	Pompey Coal Co.	Charles Pompey	Jessup, Pa.
10	Pringle Coal Co.	Mark J. Luksic	Luzerne, Pa.
20	Pronio Coal Co.	Anthony Pronio	Shenandoah, Pa.
24	Qualify Coal Sales Co.	Clarence Welmer	Box 288, Shamokin, Pa.
22	Raven Run Coal Co.	C. A. Garner	Jeddo, Pa.
20	Reading Briquet Co.	James J. Jacoby	Mahanoy City, Pa.
2	Red Creek Mining Co.	John Federovich	Jessup, Pa.
25	#Red Oak Coal Co.	Harold Calodney	Tremont, Pa.
24	Reidinger Coal Service	Victor Reidinger	R. D. Paxinos, Pa.
16	Reilly, Chas. L.	Theodore Norvidas	Tamaqua, Pa.
20	#Reilly Construction Co.	Chas. L. Reilly	Hazleton, Pa.
21	Renninger Coal Co.	Ted Renninger	Zerbe, Pa.
21	Renninger, Howard	Lawrence Keifer	Branchdale, Pa.
19	Repplier Coal Co.	A. F. Connell	Buck Run, Pa.
25-26	Rhoads Contracting Co.	Charles E. Machamer	Ashland, Pa.
3-6	Rhonda Coal Co.	Ray E. Davis	Scranton, Pa.
21	Rickert Bros.	Thomas Rickert	Tower City, Pa.
27	Rizzardi Bros. Coal Co.	Lott Rizzardi	Minersville, Pa.
24	Rosini Coal Co.	Odone Rosini	Shamokin, Pa.
21	Rowbottom, James	James Rowbottom	Pottsville, Pa.
26	Royal Anthracite C. Co., Inc.	Roy Allen	R. D. Tamaqua, Pa.
21	Rushanan & Sons	John Rushanan	R. D. Pottsville, Pa.
6	Russell Coal Co.	Stephen DuBernas	Old Forge, Pa.
27	Sabadish, Cherrybon Co.	Paul Cherrybon	Llewellyn, Pa.
1	Sacco Coal Co.	Frank Sacco	Jessup, Pa.
27	S. A. J. Coal Co.	John Trassat	Minersville, Pa.
19	Salem Hill Coal Co.	John E. Schumacher	Pottsville, Pa.
21	Salem, James	James Salem	Tremont, Pa.
1	Salvaggio Coal Co.	Sam Salvaggio	Jessup, Pa.
25	Sanchez, Alonzo	Alonzo Sanchez	Box 197, Minersville, Pa.
21	Sanchez Construction Co.	Alonzo Sanchez	Box 197, Minersville, Pa.
15	Sandy Run Miners & Producers	Thomas George	Freeiland, Pa.

Anthracite Operators, General Managers, Mailing Addresses
1948

Dist- riort	Operator	General Manager	Address
6	Saratore Coal Co.	Peter Saratore	Dupont, Pa.
6-8	Sarf Coal Co.	Louis Sarf	Pittston, Pa.
20	Sarra, Carmen	Carmen Sarra	Frackville, Pa.
6	Scatina & Popple	Gene Popple	Avoca, Pa.
25	#Schell, Nathan	Nathan Schell	Tremont, Pa.
27	Schneck Coal Co.	Clinton R. Schneck	Pine Grove, Pa.
25	Schneck, Thomas	Thomas Schneck	Eine Grove, Pa.
19	#Schoener Stripping Co.	Karl Schoener	Tamaqua, Pa.
5	Schrader, A. J.	A. J. Schrader	Taylor, Pa.
5	Schrader Bros.	Lawrence Schrader, 1015 Hickory St.,	Scranton, Pa.
21	Schrader Coal Co.	R. E. Watkins	Minersville, Pa.
27	Schumacher & Shultz	John E. Schumacher	Pottsville, Pa.
5	Schuster Coal Co.	Henry Schuster, 1021 S. Wyoming Ave.,	Scranton, Pa.
25	Schwalm, William & Co.	William H. Schwalm	Valley View, Pa.
1	Scott Coal Co.	Leon Murray	Archbald, Pa.
20	Seltzer Coal Co.	Frank Seltzer	Frackville, Pa.
20	Sergynsky Coal Co.	Edward S. Sergynsky	Shenandoah, Pa.
27	Shade, John	John Shade	Valley View, Pa.
27	Shade, Newton	Newton Shade	Elizabethville, Pa.
24	Sharp Coal Sales Co.	Robert Sharp	Shamokin, Pa.
21	Sherman Mountain Coal Co.	Harry Hartz	Tremont, Pa.
19	#Sheva Coal Co.	Charles Sheva	Shenandoah, Pa.
21	Silverton Coal Co.	Frank Shortino	Cressona, Pa.
19	#S. & J. Coal Co.	Charles Stoecker	Pottsville, Pa.
26	Simoes & Co.	M. Simoes	Mahanoy City, Pa.
1	Simpson Coal Co.	Steve Yancheck	Carbondale, Pa.
1	#Slanska Bros.	Frank Slanska	Mayfield, Pa.
20	Snowshoe Coal Co.	Manuel DelPozo	Frackville, Pa.
3	Snyder Coal Co.	Ben Snyder	Scranton, Pa.
2	Sobleskie Coal Co.	John Sobleskie	Jessup, Pa.
19	#Spaniard, Lewis	Lewis Spaniard	Frackville, Pa.
14	Stackhouse Coal Co.	Richard K. Bullock	Shickshinny, Pa.
5	Standard Breaker Corp.	Kenneth Lambert	Moosic, Pa.
24	Stanley Coal Co., Inc.	A. A. Graybill	Shamokin, Pa.
20	Stauffer, Nelson	Nelson Stauffer	Shaft, Pa.
19	St. Clair Coal Co.	Harold M. Smyth	St. Clair, Pa.
24	Steam Coals, Inc.	H. W. Lark	Box 12, Shamokin, Pa.
16	Steele, T. F. Coal Co.	E. J. Gibbons	Junedale, Pa.
19	Stefonick & Falkovitch	J. Falkovitch	Pottsville, Pa.
24-25	Stevens Coal Co.	George H. Jones	Wilkes-Barre, Pa.
27	Stiely, Wellington	Wellington Stiely	R. D. #1, Hegins, Pa.
27	Stine, August	August Stine	Zerbe, Pa.
6	Stodnick Coal Co.	George Stodnick	Dupont, Pa.
25	Stump, Franklin	Franklin B. Stump	Pine Grove, Pa.
27	Stutzman, Charles & Co.	Charles Stutzman	Hegins, Pa.
9	Sullivan Trail Coal Co.	Joseph Mayers	W. Pittston, Pa.
24	Sunshine Coal Co.	Ralph Steinhart	Trevorton, Pa.
3	#Supreme Anthracite Co.	Charles Pompey	Dickson City, Pa.
1	#Surace Coal Co.	Frank Surace	Childs, Pa.
19	Susan Coal Co.	John Watcher	Frackville, Pa.
6	Sussex Coal Co.	C. E. Banker	Pittston, Pa.
21	Swatara Coal Co.	Price Parker	Minersville, Pa.
2-6	Sweeney Bros.	W. H. Bircher	Scranton, Pa.
24	Swift Coal Co.	Adam Swift	Tharptown, Pa.
22	Swilp Coal Co.	Joseph Swilp	Connerton, Pa.
2	Swoyer Coal Co.	Harry Swoyer	Mt. Cobb, Pa.
6	Talamilli Coal Co.	Velio Talamilli	W. Wyoming, Pa.
1	Talerico Coal Co.	Constantine Talerico	Simpson, Pa.
19	Tamaqua Coal Pockets	Clarence Warne	Tamaqua, Pa.
22	Tarrone Coal Co.	Anthony Tarrone	Raven Run, Pa.
3	Throop Mining Co.	Angelo Falzone	Pittston, Pa.
2	Touch Coal Co.	Louis Touch	Archbald, Pa.
21	Tracy-Diamond Mining Co.	Elkins Read	Pottsville, Pa.
16	Trader Horn Coal Co.	Waldemar Hartman	McAdoo, Pa.
9	Trafford Coal Co.	Elwood Richards	Pittston, Pa.

Anthracite Operators, General Managers, Mailing Addresses
1948

Dist- rict	Operator	General Manager	Address
27	Troup & Deitrick	Lewis Deitrick	Gordon, Pa.
21	T. & T. Construction Co.	E. J. Taylor	Tremont, Pa.
3	Turnpike Coal Co.	John Vitali	Dummore, Pa.
6-8	Valley View Coal Co.	John Hart, Scranton Mt.	Bank Bldg., Scranton, Pa.
26	Valsuk & Co.	Victor Valsuk	Frackville, Pa.
5	V. Coal Co.	Thomas Galbraith	Moosic, Pa.
2	Village Slope Coal Co.	Louis Coccodrilli	Jessup, Pa.
2	Vispi Coal Co.	Raymond Vispi	Olyphant, Pa.
2	V. & L. Coal Co.	John Vitali	Jessup, Pa.
1-5	Waddell Coal Co.	Peter Brojack	Winton, Pa.
27	Walaitis Coal Co.	John A. Walaitis	Frackville, Pa.
6	Warnes Coal Co.	Joseph Warnes	Old Forge, Pa.
27	Wenrich, Leslie	Leslie Wenrich	R. D. #1, Ashland, Pa.
22	Wentzel Coal Co.	Frank Wentzel	Ashland, Pa.
21	Wertz, Elmer	Elmer Wertz	Pine Grove, Pa.
9	West Exeter Coal Co.	Thomas R. Lewis	Wyoming, Pa.
10	West Side Coal Co.	Walter Songalia	Luzerne, Pa.
27	Whiteash & Dalsas	Adolph Dalsas	Minersville, Pa.
21	Williams Stripping Co.	Harold Fisher	Pottsville, Pa.
19	Winton Coal Co.	Joseph Harlam	Tamaqua, Pa.
27	#Wiscount, James	James Wiscount	Branchdale, Pa.
21	Witcoski, Tallie	Tallie Witcoski	Pottsville, Pa.
27	Woznicki & Berger	Stanley Woznicki	Pottsville, Pa.
21	Zerbe & Griffith	Elmer Zerbe	Zerbe, Pa.
22	Zimmerman Coal Co.	J. Zimmerman	Ringtown, Pa.

467 Operators

- Discontinued operation during the year.


REPORT COVERING MINES EMPLOYING FEWER THAN
FIVE PERSONS, BUT NOT FEWER THAN TWO

Dist- rict	Number of mines	Number of employes all mines	Aggregate number of man-days worked	Total production all mines	Fatal acci- dents	Non- fatal acci- dents	Production per fatal accident
1	20	62	7,280	24,458	-	3	-
2	4	12	812	7,504	-	-	-
3	1	4	282	1,606	-	-	-
5	9	25	2,573	4,568	-	-	-
6	-	-	-	-	-	-	-
7	-	-	-	-	-	-	-
8	-	-	-	-	-	-	-
9	-	-	-	-	-	-	-
10	-	-	-	-	-	-	-
11	-	-	-	-	-	-	-
12	-	-	-	-	-	-	-
13	-	-	-	-	-	-	-
14	-	-	-	-	-	-	-
15	1	3	200	416	-	-	-
16	6	19	2,333	3,918	2	-	1,959
17	-	-	-	-	-	-	-
18	-	-	-	-	-	-	-
19	81	232	10,800	129,073	2	11	64,537
20	58	184	7,504	96,598	-	9	-
21	75	255	29,270	121,860	1	12	121,860
22	82	264	63,892	100,659	1	14	100,659
23	96	338	16,510	162,936	1	5	162,936
24	110	355	18,533	186,542	2	2	93,271
25	186	645	127,429	378,268	1	2	378,268
26	67	227	8,952	80,714	-	4	-
27	164	576	103,484	299,136	2	16	149,568
960	3201	999,854	1,598,256	12	78	133,188	

Compiled, typed: Ber

Approximate Columnar Sections Showing the Correlation of ANTHRACITE COAL BEDS OF PENNSYLVANIA.

W.M. GRIFFITH
MINING ENGINEER & GEOLOGIST
PITTSBURGH, PA.



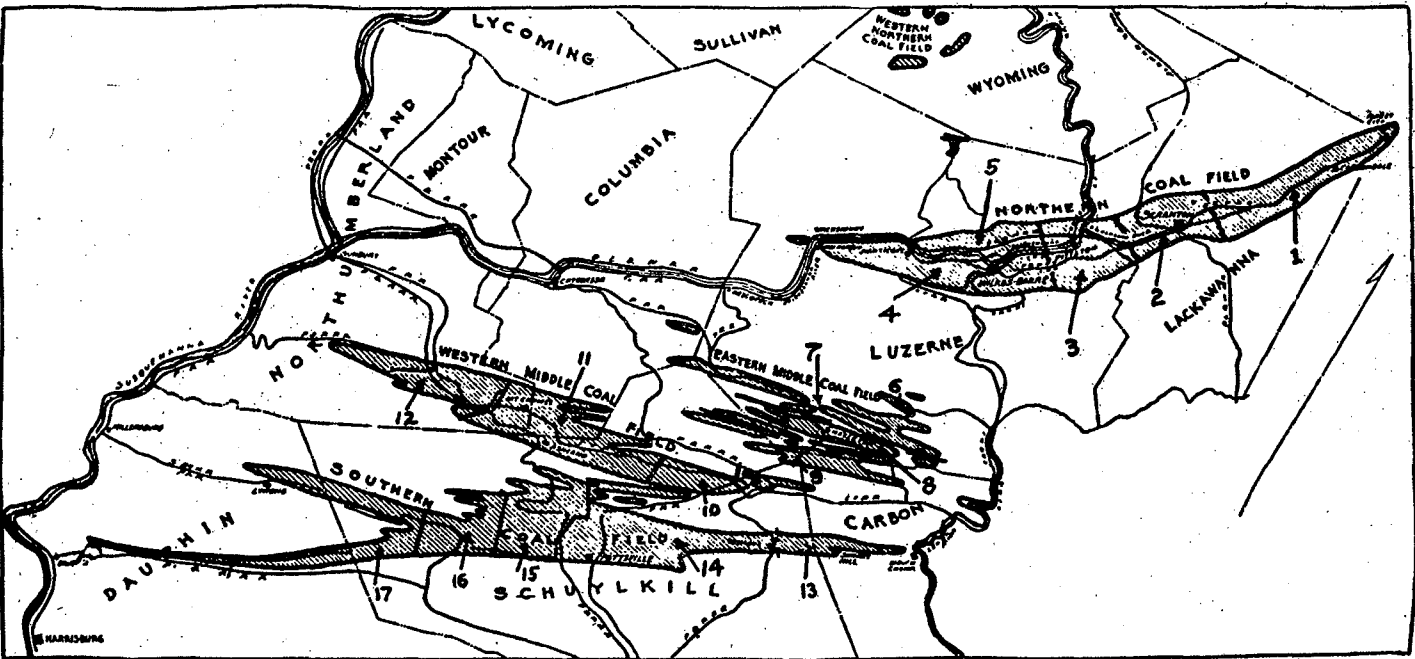
NOTE

This chart has been prepared to provide a convenient means whereby the various Anthracite Coal Seams can be identified when mentioned by their local names.

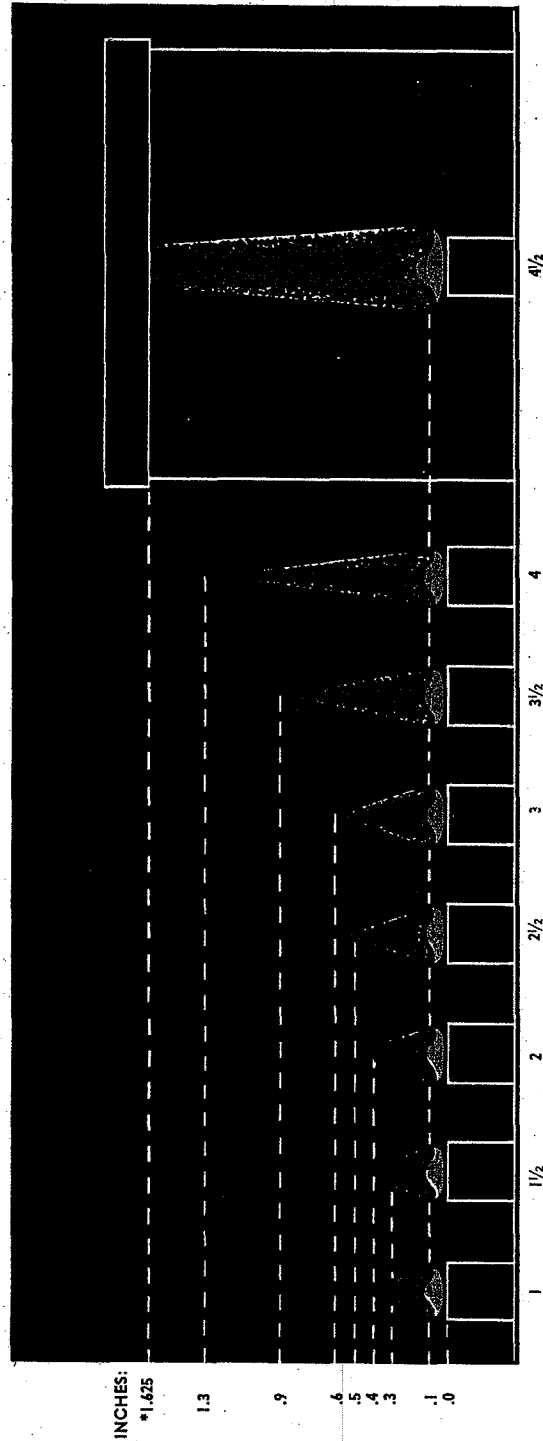
The thicknesses of the various strata and coal seams shown are merely approximate averages. They vary widely in thickness and character in different localities, therefore this chart must not be considered an accurate columnar section for any one locality. For the same reason no attempt has been made to show the nature of the strata between the various seams, except in the case of the Pottsville Conglomerate, which is persistently the lowest stratum in which anthracite seams are found. The Mauch Chunk Red Shale underlying the Conglomerate, is below the coal measures. The strata between the seams above the Pottsville Conglomerate consist of varying thicknesses of carboniferous sandstones and shales.

Prepared as a supplement to the Colliery Engineer, 1917, and reproduced here by permission of Coal Age.

MAP OF THE ANTHRACITE COAL FIELDS OF PENNSYLVANIA



COMMONWEALTH OF PENNSYLVANIA
DEPARTMENT OF MINES
HARRISBURG



I N D E X

	Page
Letter of transmittal	1
PRODUCTION: of coal, how shipped to market, amount sold to local trade, used at colliery for steam and heat, explosives, days worked, employes, fatal and non-fatal (60 day disability or more) accidents, by inspection district.	2
(deep mined, stripping and bank) and employes, by county.	3
Total production, washery and stripping production, employes, fatalities, production per fatality, fatalities per million tons, and number of inspectors, 1870 to 1948, inc.	4-5
of coal, how shipped to market, amount sold to local trade, used at colliery for steam and heat, explosives, days worked, employes, fatal and non-fatal accidents (60 day disability or more), by operator, for each inspection district.	6-59
Operators producing 50,000 tons or over, in order of their production.	60
EMPLOYES: Inside, by classification.	61
Outside, and total number, by classification.	62
ACCIDENTS: Fatal, name and address of victim, name of company, colliery or mine, date and cause of injury.	63-67
Fatal, causes of, by counties.	68
Fatal, inside, outside, and total number, production per fatal inside, and production per fatal inside and outside, by inspection district.	69
Fatal, inside, outside, and total number, production per fatal inside, and production per fatal inside and outside, by operator.	70-71
Fatal, by months, 1940 to 1948, inclusive.	72
Fatal accidents, in which five or more persons were killed, 1847 to 1948, inclusive.	73-74
STRIPPING: Production, days worked, employes, by operator.	75-78
Production, days worked, employes, by county.	3
MISCELLANEOUS: Twenty-year study of anthracite, by counties - production, employes, average days worked, fatal accidents, man-days, production per fatal, fatalities per million man-days.	79-82
List of operators, managing officials, addresses.	83-90
Report covering mines employing fewer than five persons, but not fewer than two.	91
Maps.	92-94